

WRMT™-III

Woodcock Reading Mastery Tests, Third Edition

Interpretive Report

Richard W. Woodcock, EdD

Name:	Student Sample
Gender:	Female
Birth Date:	03/04/2004
Test Date:	08/26/2011
Age:	7:5
Grade:	2
School:	Happy Valley Elementary
Examiner:	Examiner, Test
Form:	A
Norms Used:	Age
Confidence Level:	90%

Copyright © 2011 NCS Pearson, Inc. All rights reserved.

Pearson, the **PSI logo**, **PsychCorp**, and **WRMT** are trademarks in the U.S. and/or other countries of Pearson Education, Inc., or its affiliate(s).

TRADE SECRET INFORMATION

Not for release under HIPAA or other data disclosure laws that exempt trade secrets from disclosure.

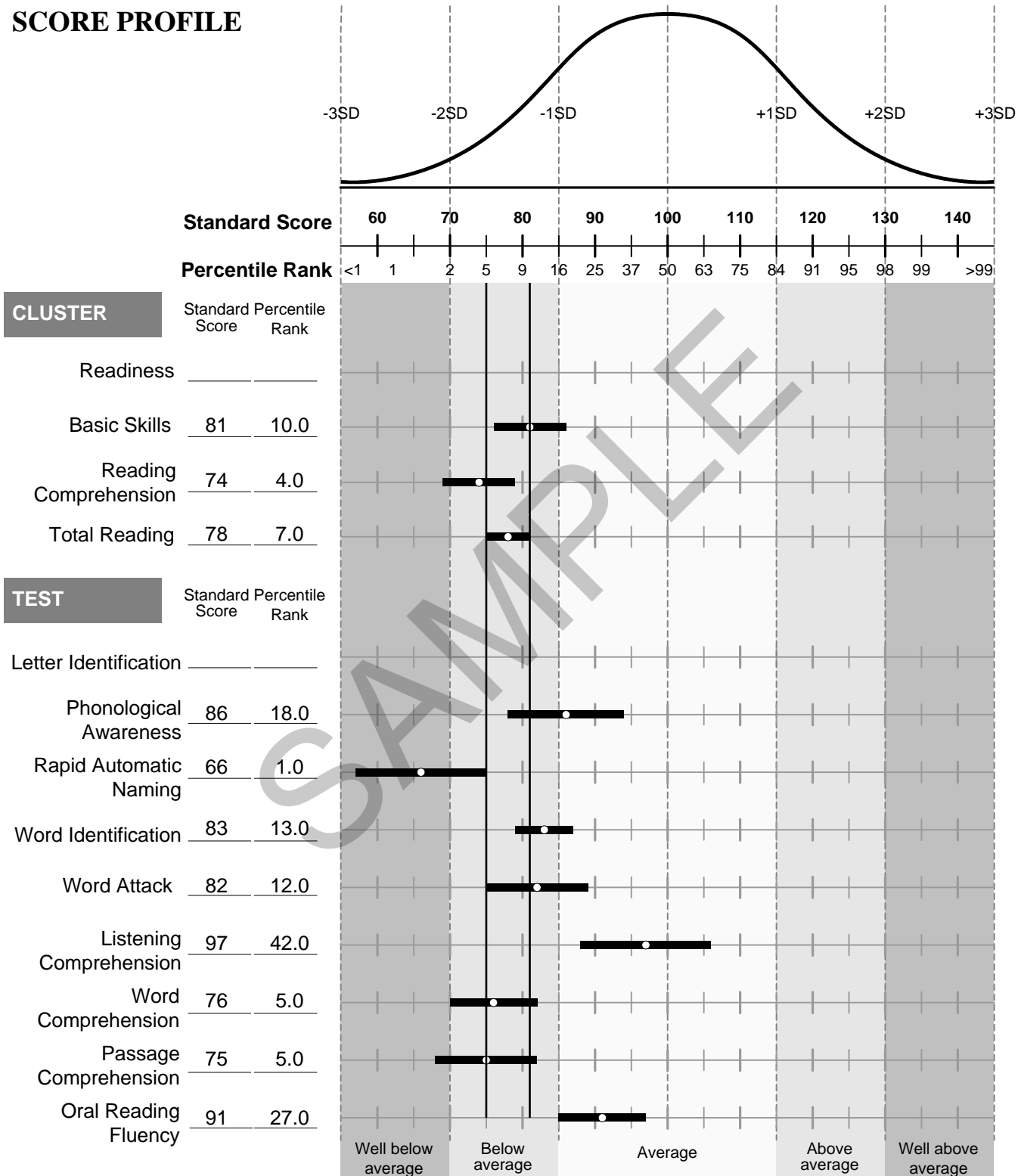
[1.0 / RE1 / QG1]

SCORE SUMMARY

Test/Cluster	Raw Score	Std Score	90% Conf. Interval	%ile Rank	GSV	Age Equiv	RPI
Letter Identification	17	-	-	-	504	>6:0	-
Phonological Awareness	24	86	78 - 94	18.0	483	6:6	76/90
Rapid Automatic Naming	14	66	57 - 75	1.0	445	5:0	11/90
Readiness		-	-	-	477	5:5	-
Word Identification	11	83	79 - 87	13.0	415	6:7	7/90
Word Attack	3	82	75 - 89	12.0	448	6:5	20/90
Basic Skills		81	76 - 86	10.0	432	6:8	19/90
Word Comprehension	3	76	70 - 82	5.0	449	6:2	23/90
Passage Comprehension	4	75	68 - 82	5.0	439	6:3	15/90
Reading Comprehension		74	69 - 79	4.0	444	6:1	22/90
Listening Comprehension	7	97	88 - 106	42.0	481	7:3	88/90
Oral Reading Fluency	* 447	91	85 - 97	27.0	447	6:11	47/90
Total Reading		78	75 - 81	7.0	440	6:5	25/90

*GSV

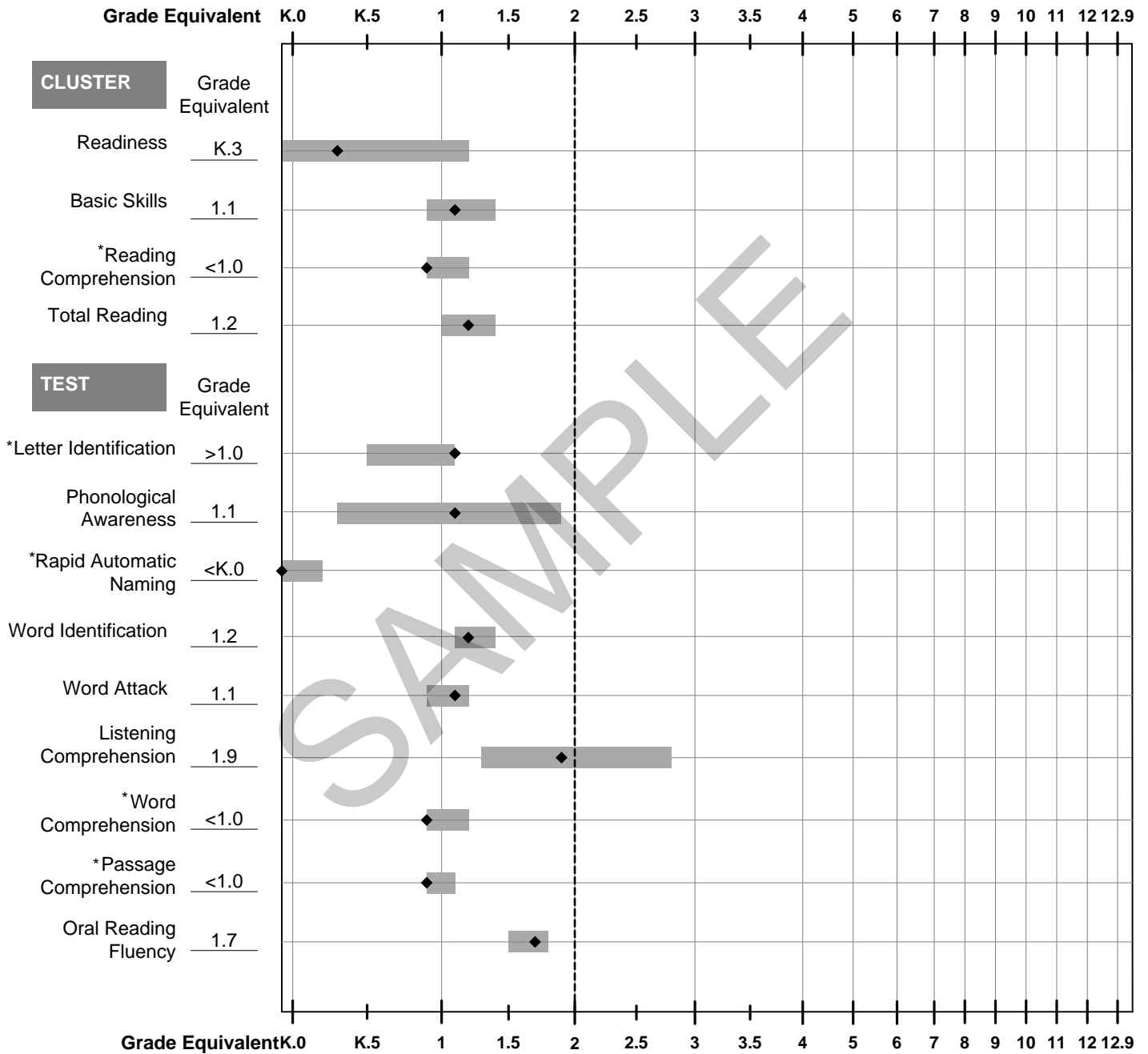
SCORE PROFILE



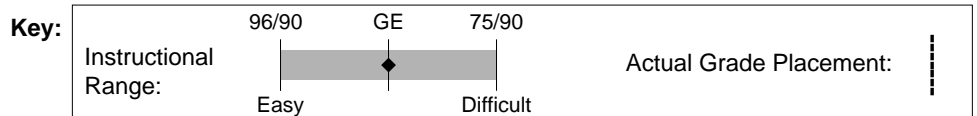
Key:

90% Conf. Interval:	Standard Score	Total Reading Conf. Interval (Extended):

INSTRUCTIONAL LEVEL PROFILE



* Instructional range is limited due to examinee performance.



INTERPRETATION OF SCORES

The WRMT-III's Total Reading cluster is an estimate of the examinee's overall reading achievement and is made up of the Oral Reading Fluency test, and the tests that make up the Basic Skills and Reading Comprehension clusters. The Oral Reading Fluency test measures the degree to which an examinee reads accurately and fluently, the Word Identification and Word Attack tests measure an examinee's ability to read real words and to decode nonwords, and the Word Comprehension and Passage Comprehension tests measure an examinee's abilities to read and understand words and connected text. Finally, the Listening Comprehension test may provide additional insight into the examinee's comprehension ability when reading is not required.

Student's cluster scores fall into the following RPI proficiency categories:

-Extremely Difficult: Basic Skills
 Reading Comprehension

-Very Difficult: Total Reading

Student's test scores fall into the following RPI proficiency categories:

- Extremely Difficult: Rapid Automatic Naming
 Word Identification
 Word Attack
 Word Comprehension
 Passage Comprehension

- Very Difficult: Oral Reading Fluency

- Difficult: Phonological Awareness

- Manageable: Listening Comprehension

Student was administered the following out-of-level tests, for which only limited scores are available:

- Letter Identification

CLUSTER AND TEST COMPARISON TABLES

Comparison to Total Reading

Test/Cluster	Difference (Test/Cluster - Total Reading)	Significance	Frequency	Personal Strength(PS)/ Weakness(PW)
Letter Identification	-	-	-	-
Phonological Awareness	8	NS	-	-
Rapid Automatic Naming	-12	.05	≥15%	PW
Readiness	-	-	-	-
Word Identification	5	NS	-	-
Word Attack	4	NS	-	-
Basic Skills	3	NS	-	-
Word Comprehension	-2	NS	-	-
Passage Comprehension	-3	NS	-	-
Reading Comprehension	-4	NS	-	-
Listening Comprehension	19	.01	≥15%	PS
Oral Reading Fluency	13	.01	<5%	PS

Cluster Comparisons

Cluster	Difference between Clusters	Significance	Frequency	Relative Strength
Readiness to Basic Skills	-	-	-	-
Readiness to Reading Comprehension	-	-	-	-
Basic Skills to Reading Comprehension	7	NS	-	-

TEST TO TEST COMPARISON TABLES

Test to Test Comparisons

Test Comparison	Difference between Tests	Significance	Frequency	Relative Strength
Rapid Automatic Naming to Word Attack	-16	.05	$\geq 15\%$	Word Attack
Listening Comprehension to Word Comprehension	21	.01	$< 15\%$	Listening Comprehension

SAMPLE

ERROR ANALYSIS SUMMARY

Phonological Awareness

Skill Category	# Errors/Max Items	% Incorrect
1. First-Sound Matching	0 / 6	0
2. Last-Sound Matching	0 / 6	0
3. Rhyme Production	2 / 4	50
4. Blending	2 / 9	22
5. Deletion	5 / 8	63

Listening Comprehension

Category	# Errors/Max Items	% Incorrect
Literal	1 / 7	14
Inferential	3 / 4	75
Narrative	3 / 10	30
Expository	1 / 1	100

Passage Comprehension

The Passage Comprehension Error Analysis table will not be printed because either error analysis was not entered or all of the items were marked correct or no response.

Word Identification

Skill	# Errors/Max Items	% Incorrect
Short Vowels	1 / 12	8
Long Vowels	1 / 5	20
Vowel Pairings	0 / 6	0
Irregular Vowels	0 / 0	0
Silent Letters	0 / 4	0
Single/Double Consonants	0 / 26	0
Consonant Digraphs	0 / 3	0
Consonant Blends	0 / 8	0
Common Prefixes/Word Beginnings	0 / 2	0
Common Suffixes/Word Endings	0 / 0	0
Initial/Final Sounds	1	N/A
Misordered Sounds	0	N/A
Insertion/Omission	2	N/A
Whole Word Errors	5	N/A
Wrong Emphasis	0	N/A

Word Attack

Skill	# Errors/Max Items	% Incorrect
Short Vowels	0 / 5	0
Long Vowels	0 / 2	0
Vowel Pairings	1 / 2	50
Silent Letters	0 / 0	0
Single/Double Consonants	0 / 12	0
Consonant Digraphs	0 / 1	0
Consonant Blends	1 / 2	50
Common Prefixes/Word Beginnings	0 / 0	0
Common Suffixes/Word Endings	0 / 0	0
Initial/Final Sounds	1	N/A
Misordered Sounds	0	N/A
Insertion/Omission	0	N/A
Whole Word Errors	3	N/A

Word Identification and Word Attack

Skill	# Errors/Max Items	% Incorrect
Short Vowels	1 / 17	6
Long Vowels	1 / 7	14
Vowel Pairings	1 / 8	13
Silent Letters	0 / 4	0
Single/Double Consonants	0 / 38	0
Consonant Digraphs	0 / 4	0
Consonant Blends	1 / 10	10
Common Prefixes/Word Beginnings	0 / 2	0
Common Suffixes/Word Endings	0 / 0	0
Initial/Final Sounds	2	N/A
Misordered Sounds	0	N/A
Insertion/Omission	2	N/A
Whole Word Errors	8	N/A

ORF RATINGS

- Expression: 1**
- Rarely reads with expression or enthusiasm.
 - Rarely reads with what sounds like natural language.
 - Consistently reads in a quiet voice.
- Phrasing: 1**
- Reads word-by-word with little sense of phrase boundaries.
 - Rarely uses stress and intonation to mark the ends of sentences and clauses.
- Smoothness: 1**
- Consistently reads with difficulty, resulting in frequent and disruptive breaks in flow.
 - Rarely uses self-corrections to resolve word and structure difficulties.

SAMPLE

ITEM RESPONSES

Letter Identification

- 1. 1
- 2. 1
- 3. 1
- 4. 1
- 5. 1
- 6. 1
- 7. 1
- 8. 1
- 9. 1
- 10. 1
- 11. 1
- 12. 1
- 13. 1
- 14. 1
- 15. 1
- 16. 1
- 17. 1

Phonological Awareness

Rhyme Production

- 1. 1
- 2. 1
- 3. 0
- 4. 0

Rapid Automatic Naming

Task: Numbers

Time: 49

Errors: 0

Task: Letters

Time: 50

Errors: 0

Phonological Awareness

Blending

- 1. 1
- 2. 1
- 3. 1
- 4. 1
- 5. 1
- 6. 1
- 7. 1
- 8. 0
- 9. 0

Phonological Awareness

First-Sound Matching

- 1. 1
- 2. 1
- 3. 1
- 4. 1
- 5. 1
- 6. 1

Phonological Awareness

Deletion

- 1. 1
- 2. 1
- 3. 0
- 4. 0
- 5. 1
- 6. 0
- 7. 0
- 8. 0

Phonological Awareness

Last-Sound Matching

- 1. 1
- 2. 1
- 3. 1
- 4. 1
- 5. 1
- 6. 1

Dashes indicate unadministered items.

0 = values for items answered incorrectly or items administered after the examinee reaches the discontinue rule (in parentheses).

1 = values for items answered correctly or unadministered items below the examinee's basal (in parentheses).

dk = items that were answered "No Response (dk)." The value for "dk" items is 0

Word Identification		Word Attack
1. 1	37. - (0)	1. 1
2. 1	38. - (0)	2. 1
3. 1	39. - (0)	3. 0
4. 1	40. - (0)	4. 0
5. 1	41. - (0)	5. 1
6. 1	42. - (0)	6. 0
7. 1	43. - (0)	7. 0
8. 1	44. - (0)	8. 0
9. 0	45. - (0)	9. 0
10. 1	46. - (0)	10. - (0)
11. 1		11. - (0)
12. 0		12. - (0)
13. 0		13. - (0)
14. 0		14. - (0)
15. 1		15. - (0)
16. 0		16. - (0)
17. 0		17. - (0)
18. 0		18. - (0)
19. 0		19. - (0)
20. - (0)		20. - (0)
21. - (0)		21. - (0)
22. - (0)		22. - (0)
23. - (0)		23. - (0)
24. - (0)		24. - (0)
25. - (0)		25. - (0)
26. - (0)		26. - (0)
27. - (0)		
28. - (0)		
29. - (0)		
30. - (0)		
31. - (0)		
32. - (0)		
33. - (0)		
34. - (0)		
35. - (0)		
36. - (0)		

Dashes indicate unadministered items.

0 = values for items answered incorrectly or items administered after the examinee reaches the discontinue rule (in parentheses).

1 = values for items answered correctly or unadministered items below the examinee's basal (in parentheses).

dk = items that were answered "No Response (dk)." The value for "dk" items is 0

Listening Comprehension	Word Comprehension Antonyms	Word Comprehension Synonyms
1. 1	1. 0	1. 1
2. 1	2. 0	2. 0
3. 1	3. 0	3. 0
4. 1	4. 0	4. 0
5. 1	5. - (0)	5. 0
6. 1	6. - (0)	6. - (0)
7. 1	7. - (0)	7. - (0)
8. 0	8. - (0)	8. - (0)
9. 0	9. - (0)	9. - (0)
10. 0	10. - (0)	10. - (0)
11. 0	11. - (0)	11. - (0)
12. - (0)	12. - (0)	12. - (0)
13. - (0)	13. - (0)	13. - (0)
14. - (0)	14. - (0)	14. - (0)
15. - (0)	15. - (0)	15. - (0)
16. - (0)	16. - (0)	16. - (0)
17. - (0)	17. - (0)	17. - (0)
18. - (0)	18. - (0)	18. - (0)
19. - (0)	19. - (0)	19. - (0)
20. - (0)	20. - (0)	20. - (0)
21. - (0)	21. - (0)	21. - (0)
22. - (0)	22. - (0)	22. - (0)
23. - (0)	23. - (0)	23. - (0)
24. - (0)		
25. - (0)		
26. - (0)		
27. - (0)		

Dashes indicate unadministered items.

0 = values for items answered incorrectly or items administered after the examinee reaches the discontinue rule (in parentheses).

1 = values for items answered correctly or unadministered items below the examinee's basal (in parentheses).

dk = items that were answered "No Response (dk)." The value for "dk" items is 0

Word Comprehension

Analogies

- 1. 1
- 2. 0
- 3. 1
- 4. 0
- 5. 0
- 6. 0
- 7. 0
- 8. - (0)
- 9. - (0)
- 10. - (0)
- 11. - (0)
- 12. - (0)
- 13. - (0)
- 14. - (0)
- 15. - (0)
- 16. - (0)
- 17. - (0)
- 18. - (0)
- 19. - (0)
- 20. - (0)
- 21. - (0)
- 22. - (0)
- 23. - (0)
- 24. - (0)
- 25. - (0)
- 26. - (0)
- 27. - (0)
- 28. - (0)
- 29. - (0)
- 30. - (0)
- 31. - (0)
- 32. - (0)
- 33. - (0)
- 34. - (0)
- 35. - (0)
- 36. - (0)
- 37. - (0)
- 38. - (0)
- 39. - (0)
- 40. - (0)

Passage Comprehension

- 1. 1
- 2. 1
- 3. 1
- 4. 0
- 5. 1
- 6. 0
- 7. 0
- 8. 0
- 9. 0
- 10. - (0)
- 11. - (0)
- 12. - (0)
- 13. - (0)
- 14. - (0)
- 15. - (0)
- 16. - (0)
- 17. - (0)
- 18. - (0)
- 19. - (0)
- 20. - (0)
- 21. - (0)
- 22. - (0)
- 23. - (0)
- 24. - (0)
- 25. - (0)
- 26. - (0)
- 27. - (0)
- 28. - (0)
- 29. - (0)
- 30. - (0)
- 31. - (0)
- 32. - (0)
- 33. - (0)
- 34. - (0)
- 35. - (0)
- 36. - (0)
- 37. - (0)
- 38. - (0)

Oral Reading Fluency

Passage A

Time: 70
Errors: 24

Passage B

Time: 119
Errors: 39

Dashes indicate unadministered items or items after the discontinue item.

0 = values for items answered incorrectly or items administered after the examinee reaches the discontinue rule (in parentheses).

1 = values for items answered correctly or unadministered items below the examinee's basal (in parentheses).

dk = items that were answered "No Response (dk)." The value for "dk" items is 0