



ADOLESCENT/ADULT SENSORY PROFILE®

Sensory Profile™

Adolescent/Adult Sensory Profile®

Adolescent/Adult Sensory Profile Summary Report

Catana Brown, PhD, OTR, FAOTA & Winnie Dunn, PhD, OTR, FAOTA

Examinee's Name: Joe Bloggs
Birth Date: 10/15/1991
Administration Date: 07/31/2014
Age at Administration: 22:9
Gender: Male



Copyright © 2006 NCS Pearson, Inc. All rights reserved.

Pearson, the **PSI logo**, **PsychCorp**, and **Sensory Profile** are trademarks in the U.S. and/or other countries of Pearson Education, Inc., or its affiliate(s).

TRADE SECRET INFORMATION

Not for release under HIPAA or other data disclosure laws that exempt trade secrets from disclosure.

[1.0 / RE1 / QG1]

INTRODUCTION

The Adolescent/Adult Sensory Profile was administered as part of a comprehensive assessment to determine whether aspects of sensory processing might be contributing to performance challenges in the daily life of Joe Bloggs.

The Adolescent/Adult Sensory Profile is a measure of an individual's responses to sensory events in daily life. The individual completes a Self Questionnaire assessing the frequency of his responses to certain sensory processing and activity level events as described in 60 items. (If the individual is unable to personally complete the Self Questionnaire, another individual may complete it by recording the examinee's responses on the Self Questionnaire.) We know from research that the Adolescent/Adult Sensory Profile can help identify an individual's sensory processing patterns; the results can then be used to consider how these patterns might be contributing to or creating barriers to performance in daily life.

The Adolescent/Adult Sensory Profile was given as a part of a total assessment that included interviews, observations, and other tests to reveal the possible contribution of sensory processing patterns to Joe's challenges.

QUADRANT RAW SCORES/CLASSIFICATIONS

Quadrant	Raw Score	Cut Score Range	Cut Score Classification
1. Low Registration	40/75	36-44	More Than Most People
2. Sensation Seeking	38/75	36-42	Less Than Most People
3. Sensory Sensitivity	36/75	26-41	Similar to Most People
4. Sensation Avoiding	37/75	27-41	Similar to Most People

Ages 18:0 to 64:11: Classifications are based on the performance of individuals without disabilities (n = 496).

SUMMARY AND INTERPRETIVE REPORT

Summary of Scores

The following paragraphs describe Joe's performance on the Adolescent/Adult Sensory Profile. Please also refer to the Quadrant Raw Scores/Classifications table for a visual summary of his scores.

Quadrant Scores

Joe obtained scores indicating performance similar to most people in:

- Sensory Sensitivity
- Sensation Avoiding

Joe scored in the Less Than Most People range in these quadrant(s) which indicates the possible need for further assessment in these areas:

- Sensation Seeking

Joe scored in the More Than Most People range in these quadrant(s) which indicates the possible need for further assessment in these areas:

- Low Registration

Individuals with Low Registration tend to miss or take longer to respond to stimuli that others notice. In general, they may have trouble reacting to rapidly presented or low-intensity stimuli. They may not detect a smell that bothers everyone else in the room, or may be the last one in the room to understand a joke. On the other hand, such individuals find it easier to focus on tasks of interest in distracting environments.

Individuals with "Much More Than Most People" and "More Than Most People" scores in the Low Registration quadrant notice things in their environment and are attentive to stimuli around them without being bothered by those stimuli. Noticing does not automatically mean seeking out additional stimuli, just that these individuals are aware of their surroundings.

Individuals with Sensation Seeking behaviors create additional stimuli or look for environments that provide sensory stimuli. They have an interest in exploring the environment and generally regard sensory experiences as pleasurable. These individuals also may tend to become easily bored and may find low-stimulus environments intolerable.

Individuals scoring "Much Less Than Most People" and "Less Than Most People" in the Sensation Seeking quadrant may not create additional sensory stimuli; however, a low score does not necessarily mean that such individuals are not actively involved in intensifying the sensory environment.

Interpretation of Scores

Joe is having difficulty with some aspects of the activities of daily life. He indicated that he is having difficulty in the following areas: Difficulty coping with noisy environments which impacts on socializing and anxiety levels. The Adolescent/Adult Sensory Profile scores reveal that Joe can successfully use and understand some sensory information, and has difficulty understanding and using other sensory information.

Whenever possible, the team needs to use Joe's areas of strength to support his performance. His strengths lie in the area(s) of:

- Sensory Sensitivity
- Sensation Avoiding

Joe is having difficulty with other ways of processing sensory information and these are likely to be interfering with activities of daily life. He is having difficulty with:

- Low Registration
- Sensation Seeking





Quadrant Interpretation

Individuals with a "More Than Others" Low Registration pattern can profit from more intensity in sensory experiences during daily life, or by decreasing the predictability of routines. With more intensity of sensory input, these individuals can continue to pay attention and maintain attention to tasks and the activities of their daily lives.

Individuals with a "Less Than Others" Sensation Seeking pattern can benefit from employing strategies that support exploration of and interaction with the sensory environment. It is important not to force these individuals into situations that may overwhelm them, rather, encourage them to identify new yet satisfying sensory experiences.

Other assessments, interviews, and observations should augment the information obtained from the Adolescent/Adult Sensory Profile results to identify Joe's sensory processing features. Information will be made available to those who interact frequently with Joe to construct additional plans to support Joe's participation in daily activities, with a special focus on sensory processing needs.

QUADRANT GRID

 Quadrant 1		 Quadrant 2		 Quadrant 3		 Quadrant 4	
Low Registration		Sensation Seeking		Sensory Sensitivity		Sensation Avoiding	
Item	Raw Score	Item	Raw Score	Item	Raw Score	Item	Raw Score
3	4	2	3	7	3	1	2
6	4	4	1	9	3	5	2
12	5	8	4	13	2	11	4
15	4	10	3	16	4	18	2
21	4	14	2	20	3	24	1
23	2	17	3	22	2	26	2
36	3	19	5	25	1	29	4
37	2	28	3	27	2	35	3
39	3	30	1	31	2	38	2
41	1	32	4	33	4	43	1
44	2	40	1	34	3	46	2
45	1	42	2	48	3	49	2
52	2	47	2	51	1	53	2
55	2	50	1	54	2	56	4
59	1	58	3	60	1	57	3
Quadrant Raw Score Total	40	Quadrant Raw Score Total	38	Quadrant Raw Score Total	36	Quadrant Raw Score Total	37

 = Low Registration









 = Sensory Sensitivity

 = Sensation Seeking









 = Sensation Avoiding

PATTERN GRIDS









Taste/Smell Processing

CONTINUA				QUADRANTS					
Neurological Threshold		Behavioral Response/ Self-Regulation		1	2	3	4		
									
	Sensory Sensitivity & Sensation Avoiding	Low Registration & Sensation Seeking		Sensation Avoiding & Sensation Seeking	Low Registration & Sensory Sensitivity	Low Registration	Sensation Seeking	Sensory Sensitivity	Sensation Avoiding
Item #	LOW	HIGH		ACTIVE	PASSIVE	(High - Passive)	(High - Active)	(Low - Passive)	(Low - Active)
1	2			2					2
2		3		3			3		
3		4			4	4			
4		1		1			1		
5	2			2					2
6		4			4	4			
7	3				3			3	
8		4		4			4		









Movement Processing

CONTINUA					QUADRANTS			
Neurological Threshold			Behavioral Response/ Self-Regulation		1	2	3	4
								
	Sensory Sensitivity & Sensation Avoiding	Low Registration & Sensation Seeking	Sensation Avoiding & Sensation Seeking	Low Registration & Sensory Sensitivity	Low Registration	Sensation Seeking	Sensory Sensitivity	Sensation Avoiding
Item #	LOW	HIGH	ACTIVE	PASSIVE	(High - Passive)	(High - Active)	(Low - Passive)	(Low - Active)
9	3			3			3	
10		3	3			3		
11	4		4					4
12		5		5	5			
13	2			2			2	
14		2	2			2		
15		4		4	4			
16	4			4			4	









Visual Processing

CONTINUA					QUADRANTS			
Neurological Threshold			Behavioral Response/ Self-Regulation		1	2	3	4
								
	Sensory Sensitivity & Sensation Avoiding	Low Registration & Sensation Seeking	Sensation Avoiding & Sensation Seeking	Low Registration & Sensory Sensitivity	Low Registration	Sensation Seeking	Sensory Sensitivity	Sensation Avoiding
Item #	LOW	HIGH	ACTIVE	PASSIVE	(High - Passive)	(High - Active)	(Low - Passive)	(Low - Active)
17		3	3			3		
18	2		2					2
19		5	5			5		
20	3			3			3	
21		4		4	4			
22	2			2			2	
23		2		2	2			
24	1		1					1
25	1			1			1	
26	2		2					2









Touch Processing

CONTINUA				QUADRANTS					
Neurological Threshold		Behavioral Response/ Self-Regulation		1	2	3	4		
									
Sensory Sensitivity & Sensation Avoiding		Low Registration & Sensation Seeking		Sensation Avoiding & Sensation Seeking	Low Registration & Sensory Sensitivity	Low Registration	Sensation Seeking	Sensory Sensitivity	Sensation Avoiding
Item #	LOW	HIGH	ACTIVE	PASSIVE	(High - Passive)	(High - Active)	(Low - Passive)	(Low - Active)	
27	2			2			2		
28		3	3			3			
29	4		4					4	
30		1	1			1			
31	2			2			2		
32		4	4			4			
33	4			4			4		
34	3			3			3		
35	3		3					3	
36		3		3		3			
37		2		2		2			
38	2		2					2	
39		3		3		3			

Activity Level

CONTINUA					QUADRANTS			
Neurological Threshold			Behavioral Response/ Self-Regulation		1	2	3	4
								
	Sensory Sensitivity & Sensation Avoiding	Low Registration & Sensation Seeking	Sensation Avoiding & Sensation Seeking	Low Registration & Sensory Sensitivity	Low Registration	Sensation Seeking	Sensory Sensitivity	Sensation Avoiding
Item #	LOW	HIGH	ACTIVE	PASSIVE	(High - Passive)	(High - Active)	(Low - Passive)	(Low - Active)
40		1	1			1		
41		1		1	1			
42		2	2			2		
43	1		1					1
44		2		2	2			
45		1		1	1			
46	2		2					2
47		2	2			2		
48	3			3			3	
49	2		2					2

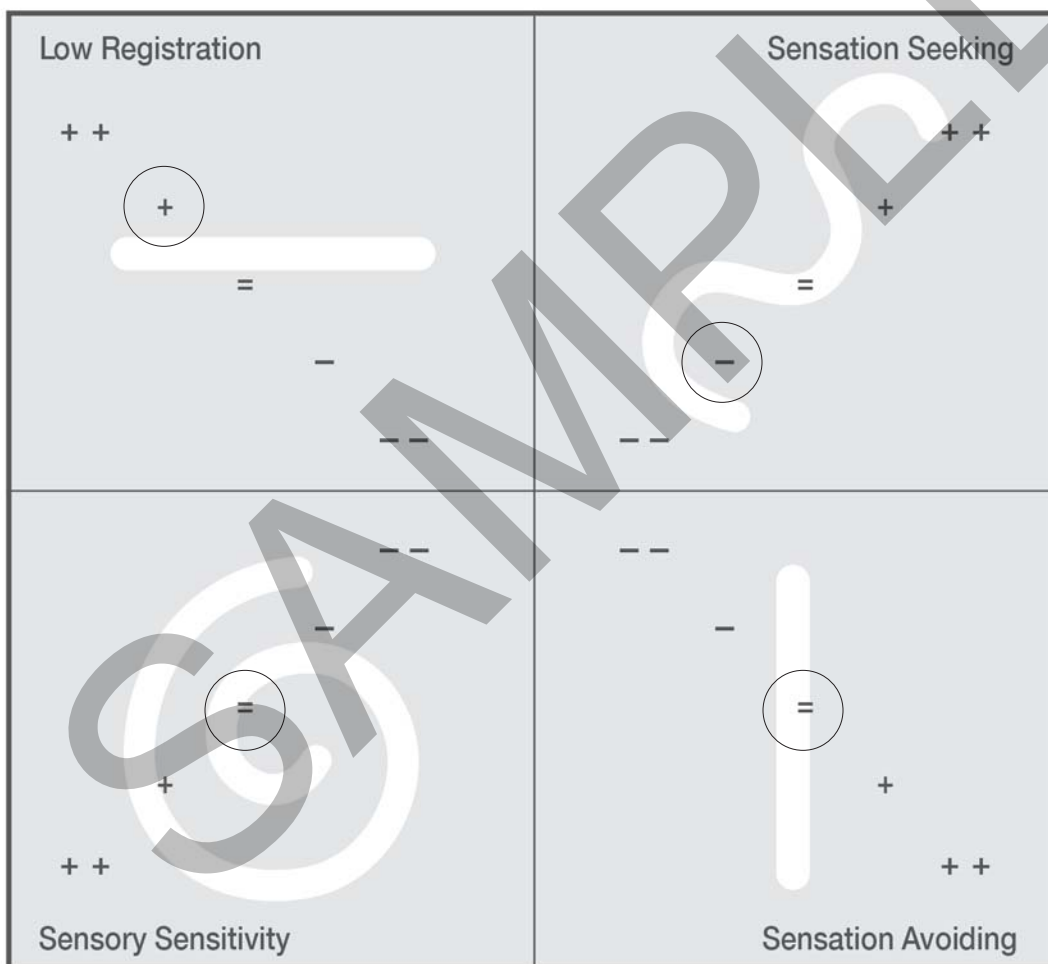
Auditory Processing

CONTINUA					QUADRANTS			
Neurological Threshold			Behavioral Response/ Self-Regulation		1	2	3	4
								
	Sensory Sensitivity & Sensation Avoiding	Low Registration & Sensation Seeking	Sensation Avoiding & Sensation Seeking	Low Registration & Sensory Sensitivity	Low Registration	Sensation Seeking	Sensory Sensitivity	Sensation Avoiding
Item #	LOW	HIGH	ACTIVE	PASSIVE	(High - Passive)	(High - Active)	(Low - Passive)	(Low - Active)
50		1	1			1		
51	1			1			1	
52		2		2	2			
53	3		3					3
54	2			2			2	
55		2		2	2			
56	4		4					4
57	3		3					3
58		3	3			3		
59		1		1	1			
60	1			1			1	

QUADRANT PROFILE

The following symbols are used to represent the classifications on the Quadrant Profile:

- Much Less Than Most People
- Less Than Most People
- = Similar to Most People
- + More Than Most People
- ++ Much More Than Most People



Note: Pages 13 - 16 (Item Analysis Report) are not included in this sample for copyright protection.

SECTION COMMENTS

No Section Comments were provided.

End of Report

NOTE: This and previous pages of this report contain trade secrets and are not to be released in response to requests under HIPAA (or any other data disclosure law that exempts trade secret information from release). Further, release in response to litigation discovery demands should be made only in accordance with your profession's ethical guidelines and under an appropriate protective order.

SAMPLE