

BRIEF #6

Intervention Simplified

Teaching children to own their actions

A responsible decision making skill



Teaching children to own their actions is a responsible decision making skill that is highly valued by teachers, parents, and school leaders. Many young children have difficulty with this skill but it can be taught and developed through a number of opportunities afforded children in most schools (Elliott & Gresham, 2007). This intervention brief describes how to teach an entire classroom of students how to own their actions using the intervention resources of the SSIS™ SEL Edition Classwide Intervention Program (CIP; Elliott & Gresham, 2017a).

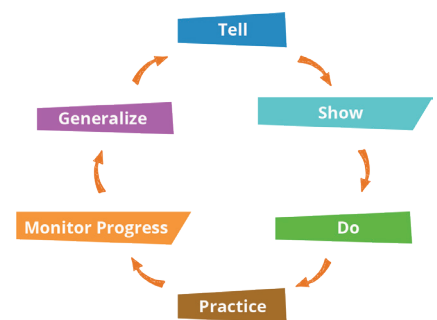
Overview of the SSIS SEL Edition CIP

The SSIS SEL Edition CIP provides teachers and other interventionists with a SAFER—Sequenced, Active, Focused, Explicit, Responsive—way to teach children ages 4 to 14 years up to 23 skills that represent the social-emotional learning (SEL) competencies of *self-awareness*, *self-management*, *social awareness*, *relationship skills*, and *responsible decision making*. These competency domains are based on the SEL framework defined by the Collaborative for Academic, Social, and Emotional Learning (CASEL, 2012) and are popular in many SEL programs across the country.

The responsible decision making skill domain, as assessed by the SSIS SEL Screening/Progress Monitoring Scales (Elliott & Gresham, 2017b) and taught in the SSIS SEL Edition CIP, focuses on five skills: *Do the Right Thing*, *Own Your Actions*, *Respect Other People's Things*, *Do Your Part in a Group*, and *Listen to Different Ideas*. To successfully employ these skills, students need to understand themselves and their feelings and to be respectful of other people and the behavior expectations or rules of the settings they are in.

To teach social-emotional skills such as owning your actions, the SSIS SEL Edition CIP uses a six-phase process: *Tell*, *Show*, *Do*, *Practice*, *Monitor Progress*, and *Generalize*. This process has been shown to be engaging and has been implemented with high integrity by teachers in hundreds of classrooms. DiPerna and colleagues (2015, 2016, 2017), in a randomised control trial in six elementary schools funded by the U.S. Department of Education, provided strong evidence to support the SSIS SEL Edition CIP's six-phase program. Specifically, these researchers reported that using the six-phase process resulted in students (1) learning social-emotional skills and performing these desired behaviours more frequently, (2) concurrently reducing the frequency of many common externalising problem behaviours, and (3) increasing academic engagement and in some cases achievement test scores.

This research documenting the *triple positive impact* of the SSIS SEL Edition CIP resulted in CASEL designating it "a SElect program for elementary students" (<https://casel.org/guideprogramssocial-skills/>).





Pearson

Teaching a responsible decision making skill: Own your actions

In the SSIS SEL Edition CIP, owning your actions is defined as *being responsible for the decisions and choices you make and the actions you take*. The steps for this skill are outlined in the Unit 12: Own Your Actions Skill Steps Cue Card and are described as follows: Step 1: Think about what happened and what you did to cause it. Step 2: Tell others what you did. Step 3: Feel and talk about how you feel about the action. Step 4: Ask what you can do to make it better.

Using the six-phase SSIS SEL Edition CIP instructional process, the key actions and activities for both the teacher and a classroom of students are listed in the table below. By following this instructional process, most teachers can teach a skill lesson in 25 to 30 minutes and provide an intervention program that students enjoy and learn from.

Unit 12: 

Own Your Actions 

Skill Steps

Step 1: Think

Step 2: Tell

Step 3: Feel

Step 4: Ask

| Instructional Phase | Teacher Actions | Student Actions |
|-------------------------|---|--|
| Tell | Introduce & Define skill Ask about importance of skill Define specific Skill Steps | Listen to skill definition & steps Respond to questions about using skill |
| Show | Show video models of skill Model each Skill Step Make faces to show emotions | Evaluate modeled examples Identify emotions Participate in discussion of skill use |
| Do | Ask students to define skill & emotions Ask students to write Skill Steps Ask students to role-play with you | Write Skill Steps Identify emotions that are part of skill Participate in role-play or feedback |
| Practice | Review Skill Steps Ask students to practice with role-plays Reinforce & provide Feedback | Role-play social situations with peers |
| Monitor Progress | Ask students to rate skill progress Ask students to discuss improvements | Reflect & Rate skill performance Identify steps to improve |
| Generalise | Present situations outside of class where skill can be used Ask students to discuss how they can use skill in new situations | Brainstorm & Discuss uses of skill at home, in the community, and work |

Skill: Own Your Actions

Actors needed: 2 students, 1 observer

Situation:
You and a friend are playing a video game. You get mad because you are losing the game and throw the controller against the wall and break it. Show what you would do next, and show how your friend might respond.

At the center of this process is a series of role-play situations (illustrated in the accompanying box) that students practice and then receive feedback on each Skill Step in a supportive classroom environment. After practicing a skill, students monitor their progress using a simple four-level scale and are expected to identify which step(s) need improvement. Teachers and students are encouraged to create and act out new role-play situations that are authentic to their school or community to increase the likelihood of generalizing the skill. With these activities and the addition of other SSIS SEL Edition CIP resource materials—PowerPoint™ lesson presentations, video clips, Emotions Cue Cards, Student Engagement Records—all students will be engaged and the intervention is *simplified* for teachers!

More information on SEL programs

Collaborative for Academic, Social, and Emotional Learning. (2012). *Effective social and emotional learning programs*.

Retrieved from <https://casel.org/wp-content/uploads/2016/01/2013-casel-guide-1.pdf>

DiPerna, J. C., Lei, P., Bellinger, J., & Cheng, W. (2015). Efficacy of the Social Skills Improvement System Classwide Intervention Program (SSIS-CIP) primary version. *School Psychology Quarterly*, 30(1), 123–141. doi:[10.1037/spq0000079](https://doi.org/10.1037/spq0000079)

DiPerna, J. C., Lei, P., Bellinger, J., & Cheng, W. (2016). Effects of a universal positive classroom behavior program on student learning. *Psychology in the Schools*, 53(2), 189–203. doi:10.1002/pits.21891

DiPerna, J. C., Lei, P., Cheng, W., Hart, S. C., & Bellinger, J. (2017). A cluster randomized trial of the Social Skills Improvement System-Classwide Intervention Program (SSIS-CIP) in first grade. *Journal of Educational Psychology*, 110(1), 1–16. doi:[10.1037/edu0000191](https://doi.org/10.1037/edu0000191)

Elliott, S. N., & Gresham, F. M. (2007). *Social Skills Improvement System Classwide Intervention Program teacher's guide*. Bloomington, MN: NCS Pearson.

Elliott, S. N., & Gresham, F.M. (2017a). *SSIS SEL Edition Classwide Intervention Program manual*. Bloomington, MN: NCS Pearson.

Elliott, S. N., & Gresham, F. M. (2017b). *SSIS SEL Edition Screening/Progress Monitoring Scales* [Measurement instrument]. Bloomington, MN: NCS Pearson.

To learn more about the SSIS SEL Edition assessments and intervention products, visit Pearsonclinical.co.uk.com/SSISSEL.

