



“By the Numbers”

ITEM CONTENT



99 NEW ITEMS

on PPVT™-5 (49 on Form A,
50 on Form B)

29 NEW ITEMS

on EVT™-3 (17 on Form A,
12 on Form B)

34 SHARED ITEMS

between PPVT-5 forms (14%)

26 SHARED ITEMS

between EVT-3 forms (14%)

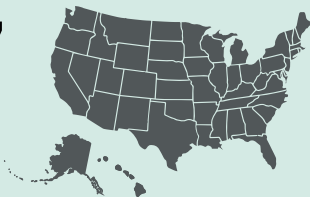
Common Items between PPVT-5 and EVT-3:

	EVT-3 Form A	EVT-3 Form B
PPVT-5 Form A	16	59
PPVT-5 Form B	60	30

Standardization/Norms

217

Examiners



44

participating US
states and D.C.



2720

individuals between the
ages of 2:6 and 90+

100

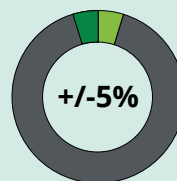
individuals for each age
group through age 70:11



For the two age
bands 71:0 and older,

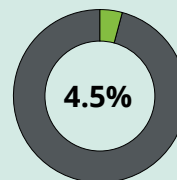
60

individuals for
each age group

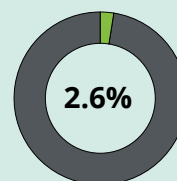


Race/ethnicity and parent/self-education
level representation **+/-5%** of US Census
targets. (Kirk & Vigeland, 2014)

*(Matched to American Community Survey from the
US Census Bureau, 2017)*



4.5% of individuals in the sample had
educational placement, such as gifted and
talented, ADD, autism spectrum disorder,
general developmental delay, hearing
impairment, SLD in reading and/or writing,
speech and/or language delay, speech
and/or language disorder.



2.6% of normative cases were bilingual
(English spoken most often)
(n=**71, 11** languages represented)

Reliability

All reliability measures indicate good to excellent correlation.



Overall Reliability of Normative Sample

PPVT-5 **.97**
EVT-3 **.97**



Alternate Form Reliability (all ages)

PPVT-5 **.84**
EVT-3 **.89**



Test-retest Reliability (all ages)

PPVT-5 **.88**
EVT-3 **.90**

Validity

All validity measures indicate average to excellent correlation.

PPVT/EVT Correlations (all ages combined)

	PPVT-5	EVT-3	PPVT-4	EVT-2
PPVT-5		.77	.84	
EVT-3	.76			.88

Correlations with Other Measures

	CELF™ Preschool-2 Core Language Score	CELF-5 Core Language Score	KTEA™-3 Brief Achievement Composite
PPVT-5	.75	.68	.46
EVT-3	.77	.67	.52

Effect Sizes of Clinical Validity Studies for Special Populations. Effect sizes of 0.50 are considered moderate, and those of 0.80 and above are considered large.

Clinical Validity Studies for Special Populations

	Language Delay	SLI	SLD Reading/Writing	Autism	Hearing Imp with Cochlear Implants
PPVT-5	1.93	1.68	.90	.81	.89
EVT-3	1.92	1.64	1.27	.63	.61

Use as a screener (10% base rate) shows excellent clinical specificity (Negative Predictive Power) at -1SD.

	Language Delay	SLI	SLD Reading/Writing
PPVT-5	.98	.98	.95
EVT-3	.98	.97	.96

Data were also calculated for -1.5 and -2.0 SD.

Growth Scale Values (GSVs)



GSVs are provided along with statistically significant differences, reported by three age groups. **7-8 GSV points** change is statistically significant, depending on age range.

The PPVT-5 and EVT-3 manuals include references, detail, and full information on all these data points.

References

Dunn, D. M. (2019). Peabody Picture Vocabulary Test (5th ed.) [Measurement instrument]. Bloomington, MN: NCS Pearson.

Williams, K. T. (2019). Expressive Vocabulary Test (3rd ed.) [Measurement instrument]. Bloomington, MN: NCS Pearson.

800.627.7271 |