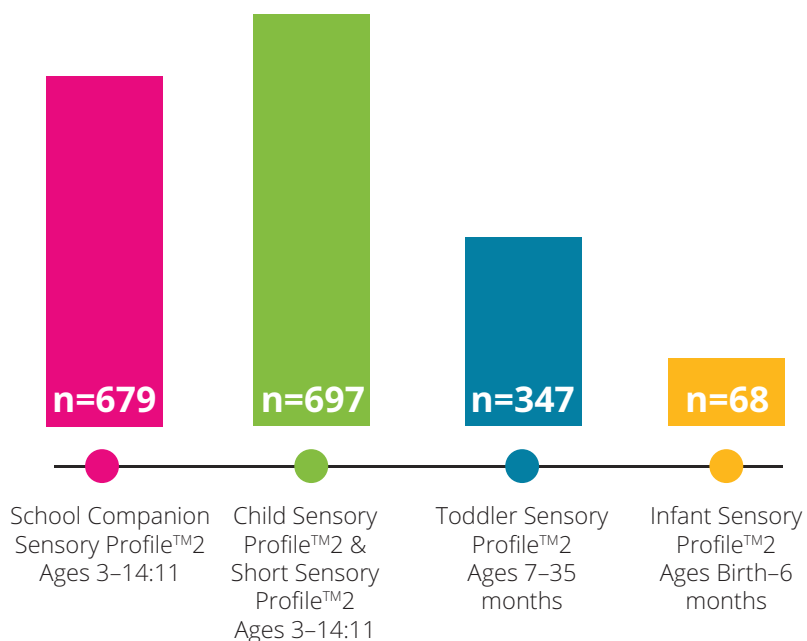


DEMOGRAPHICS



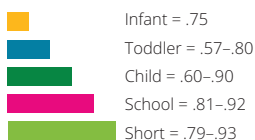
1,791 Demo graphic Representative Children Ages Birth through 14:11



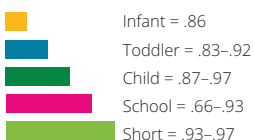
- 337 children rated on both the Child Sensory Profile™2 and School Companion Sensory Profile™2
- 898 boys and 893 girls
- 10% of standardization sample included children with vulnerable conditions, closely matching their incidence in the general population

RELIABILITY

Internal Consistency



Test-Retest Reliability



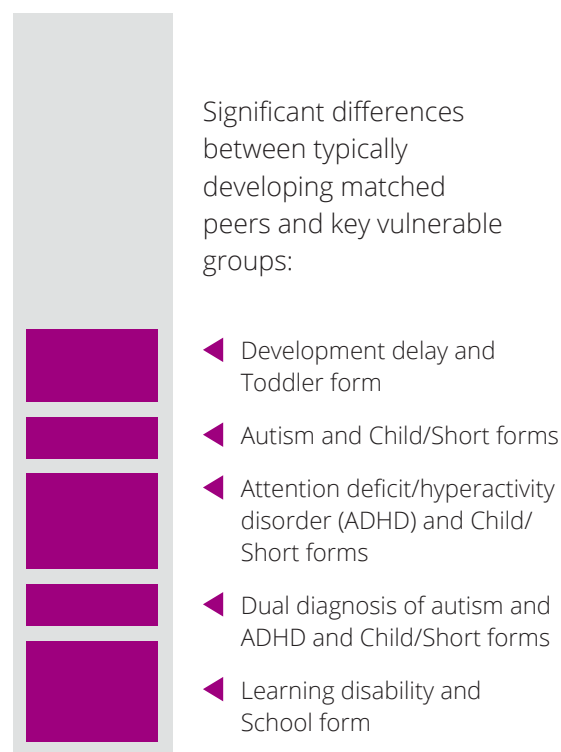
Interrater Reliability



VALIDITY

Clinical Groups

(n=774 children with vulnerable conditions matched with 774 children without disabilities):



Correlation Studies with Other Measures

