

Bracken

Basic Concept Scale: Expressive

Name: Patrick C Sample
 Date of Birth: 10/4/2001
 Gender: Male
 Grade: Kindergarten

Test Date: 10/4/2006
 Age at Testing: 5 years 0 months
 Report Date: 10/4/2006
 Examiner: J Examiner
 Teacher: B. Lopez
 School/Agency: Abraham Lincoln Elementary

BBCS:E Teacher Report Score Summary

Subtest	Raw Score		Scaled Score	Scaled Score Confidence Interval (90% Level)	Percentile Rank	Percentile Rank Confidence Interval	Descriptive Classification	Concept Age Equivalent
1-5 SRC	61		16	15 to 17	98	95 to 99	Very Advanced	6.10
6 Direction/Position	30		17	15 to 19	99	95 to 99.9	Very Advanced	>6.11
7 Self-/Social Awareness	11		8	6 to 10	25	9 to 50	Average	4.3
8 Texture/Material	14		15	13 to 17	95	84 to 99	Advanced	>6.11
9 Quantity	11		17	15 to 19	99	95 to 99.9	Very Advanced	>6.11
10 Time/Sequence	1		3	1 to 5	1	0.1 to 5	Very Delayed	<3.0

Composite	Sum of Raw Scores	Sum of Scaled Scores	Composite Score	Composite Score Confidence Interval (90% Level)	Percentile Rank	Percentile Rank Confidence Interval	Descriptive Classification	Concept Age Equivalent
Expressive TC	128	76	117	112 to 121	87	79 to 92	Advanced	6.5
Expressive SRC	61		129	125 to 133	97	95 to 99	Advanced	

Discrepancy Comparisons

	Score 1	Score 2	Difference	Critical Value	Significant Difference? (Y or N)	Prevalence in Normative Sample	Level of Significance
Receptive TC-Expressive TC	56	117	-61	4	Y	0.2	.15
Receptive SRC-Expressive SRC	100	129	-29	5	Y	0.8	.15

Receptive TC-Receptive Total Composite, Expressive TC-Expressive Total Composite.

Receptive SRC-Receptive School Readiness Composite, Expressive SRC-Expressive School Readiness Composite.

Bracken

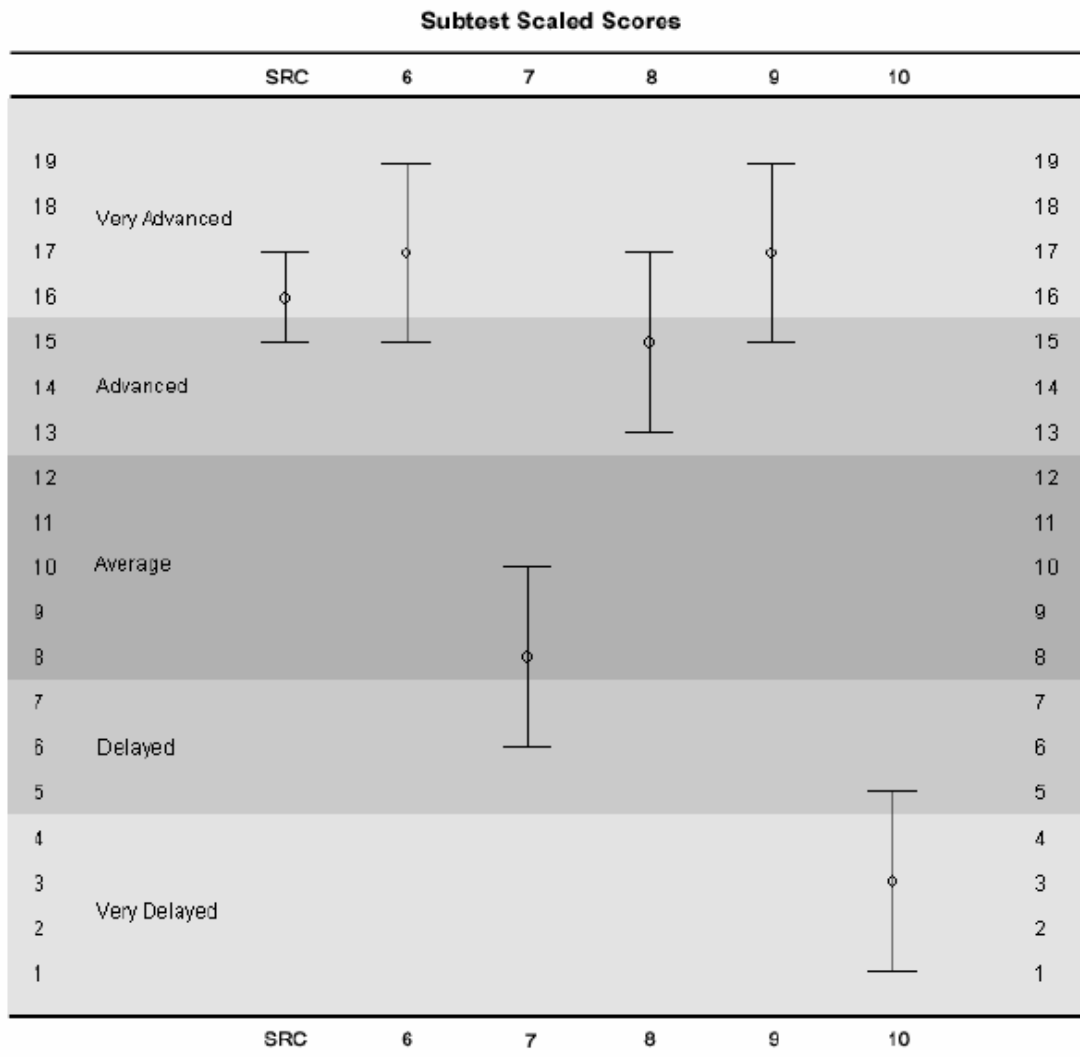
Basic Concept Scale: Expressive

Expressive TC and Expressive SRC Composite Scores

Expressive TC		Expressive SRC
160		160
155		155
150		150
145	Very Advanced	145
140		140
135		135
130		130
125		125
120	Advanced	120
115		115
110		110
105		105
100	Average	100
95		95
90		90
85		85
80	Delayed	80
75		75
70		70
65		65
60		60
55	Very Delayed	55
50		50
45		45
40		40
Expressive TC		Expressive SRC

Bracken




Basic Concept Scale: Expressive



Bracken

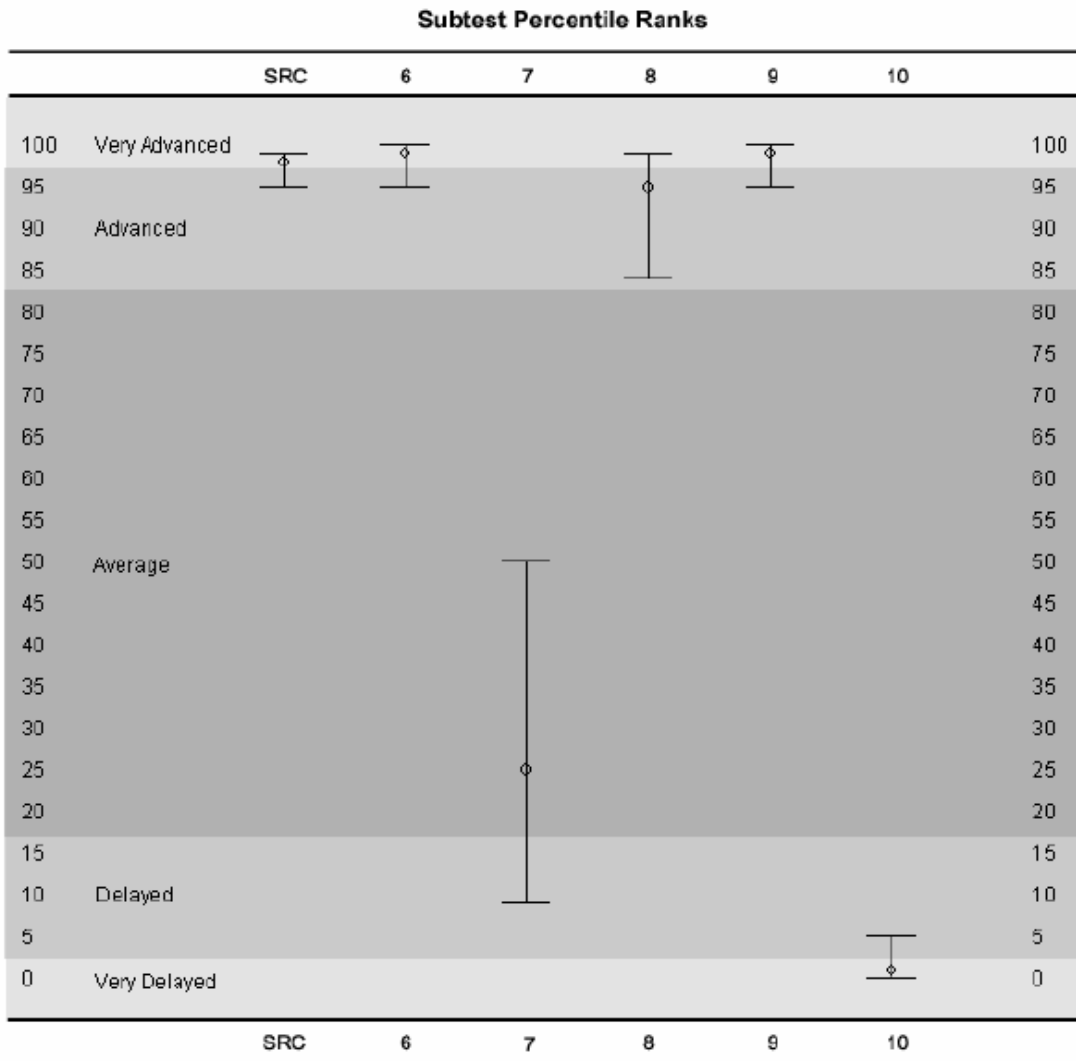
Basic Concept Scale: Expressive

Expressive TC and Expressive SRC Percentile Ranks

		Expressive TC	Expressive SRC
100	Very Advanced		
95			
90	Advanced		
85			
80			
75			
70			
65			
60			
55			
50	Average		
45			
40			
35			
30			
25			
20			
15			
10	Delayed		
5			
0	Very Delayed		
		Expressive TC	Expressive SRC

Bracken

Basic Concept Scale: Expressive



Bracken

Basic Concept Scale: Expressive

Item Analysis

Bracken Basic Concept Scale: Expressive assesses children's knowledge of important basic concepts. The following Item Analysis table identifies the concepts that Patrick responded to correctly and those that he did not respond to correctly.

M = The child probably understands the concept in most situations (Mastered).

NM = The child probably does not understand the concept in most situations (Not Mastered).

Teach the concepts in a variety of natural situations such as playtime or mealtime.

COLORS		M	NM	Lesson Plan
1	red	M		Lesson 1
2	yellow	M		Lesson 1
3	green		NM	Lesson 1
4	blue		NM	Lesson 3
5	pink	M		Lesson 5
6	white	M		Lesson 3
7	purple	M		Lesson 4
8	brown	M		Lesson 6
9	orange	M		Lesson 2
10	black	M		Lesson 5

LETTERS/SOUNDS		M	NM	Lesson Plan
1	A	M		Lesson 72
2	X	M		Lesson 77
3	z	M		Lesson 78
4	W	M		Lesson 77
5	K	M		Lesson 74
6	Q	M		Lesson 76
7	m	M		Lesson 75
8	i	M		Lesson 74
9	j	M		Lesson 74
10	b	M		Lesson 72
11	[m]	M		NA
12	[z]	M		NA
13	[g]	M		NA
14	[f]	M		NA
15	[b]	M		NA
16	[gr]	M		NA
17	[pl]		NM	NA
18	[ch]	M		NA
19	[st]	M		NA
20	[sw]		NM	NA

Bracken

Basic Concept Scale: Expressive

NUMBERS/COUNTING		M	NM	Lesson Plan
1	one	M		Lesson 79
2	three	M		Lesson 79
3	1	M		Lesson 79
4	2	M		Lesson 79
5	5	M		Lesson 80
6	3	M		Lesson 79
7	8	M		Lesson 81
8	4	M		Lesson 80
9	0	M		Lesson 79
10	7	M		Lesson 80
11	6	M		Lesson 80
12	9	M		Lesson 81
13	six	M		Lesson 80
14	nine	M		Lesson 81
15	11	M		Lesson 81
16	27	M		NA
17	62	M		NA
18	128	M		NA
19	536		NM	NA

SIZES/COMPARISONS		M	NM	Lesson Plan
1	large/big	M		Lesson 39
2	long	M		Lesson 42
3	little/small	M		Lesson 39
4	thin	M		Lesson 42
5	deep	M		Lesson 40
6	short	M		Lesson 41
7	shallow		NM	Lesson 40

SHAPES		M	NM	Lesson Plan
1	star	M		Lesson 11
2	heart	M		NA
3	circle	M		Lesson 11
4	triangle	M		Lesson 11
5	square	M		Lesson 11
6	diamond	M		Lesson 15
7	oval	M		Lesson 15
8	rectangle	M		Lesson 15
9	cone	M		NA
10	cube	M		Lesson 16
11	pyramid	M		Lesson 16

Bracken

Basic Concept Scale: Expressive

DIRECTION/POSITION		M	NM	Lesson Plan
1	up/upstairs	M		Lesson 22
2	in/inside	M		Lesson 17/20
3	closed/shut	M		Lesson 17
4	off	M		Lesson 17
5	down	M		Lesson 22
6	outside/out	M		Lesson 17/20
7	front	M		Lesson 19
8	behind/in back	M		Lesson 19/23
9	under/beneath	M		Lesson 18
10	top	M		Lesson 19
11	center/middle	M		Lesson 21/31
12	in front	M		Lesson 23
13	close	M		Lesson 21
14	left	M		Lesson 31
15	bottom	M		Lesson 19
16	together/joined	M		Lesson 20
17	near/close	M		Lesson 24
18	straight	M		NA
19	below/beneath	M		Lesson 29
20	beside/next to	M		Lesson 23/30
21	through	M		Lesson 18
22	together	M		Lesson 20
23	between/in the middle of	M		Lesson 23
24	edge	M		Lesson 26
25	across from	M		Lesson 28
26	falling	M		Lesson 29
27	above/over	M		Lesson 18/29
28	corner	M		Lesson 26
29	toward/into	M		Lesson 21/27
30	opposite/different	M		Lesson 30

Bracken

Basic Concept Scale: Expressive

SELF-/SOCIAL AWARENESS		M	NM	Lesson Plan
1	girl		NM	Lesson 33
2	sisters	M		Lesson 32
3	father/dad		NM	Lesson 32
4	sick		NM	Lesson 37
5	sad	M		Lesson 34
6	easy	M		Lesson 36
7	happy		NM	Lesson 34
8	man	M		Lesson 32
9	brothers	M		Lesson 32
10	wrong	M		Lesson 34
11	smiling	M		NA
12	boy		NM	Lesson 33
13	woman		NM	Lesson 32
14	hard	M		NA
15	old	M		Lesson 36
16	healthy	M		Lesson 37
17	young	M		Lesson 36

TEXTURE/MATERIAL		M	NM	Lesson Plan
1	hot	M		Lesson 45
2	wood	M		Lesson 46
3	cold	M		Lesson 45
4	dark	M		Lesson 43
5	smooth	M		Lesson 47
6	soft	M		Lesson 44
7	metal	M		Lesson 46
8	heavy		NM	NA
9	glass	M		Lesson 46
10	tight	M		Lesson 50
11	light	M		Lesson 43
12	sharp	M		Lesson 44
13	loose	M		Lesson 50
14	shiny/bright	M		Lesson 49
15	rough	M		Lesson 47

Bracken

Basic Concept Scale: Expressive

QUANTITY		M	NM	Lesson Plan
1	nothing/none	M		Lesson 53/52
2	full	M		Lesson 51
3	whole	M		Lesson 51
4	alone	M		Lesson 54
5	more	M		Lesson 60
6	subtract	M		NA
7	all	M		Lesson 56
8	half	M		Lesson 51
9	less	M		Lesson 60
10	add	M		NA
11	triple	M		NA
12	weight		NM	NA

TIME/SEQUENCE		M	NM	Lesson Plan
1	fast		NM	Lesson 62
2	finished/done		NM	Lesson 62
3	slow		NM	Lesson 62
4	night/nighttime		NM	Lesson 63
5	new		NM	Lesson 64
6	third		NM	Lesson 71
7	first	M		Lesson 62
8	second		NM	Lesson 71
9	leaving/exiting		NM	Lesson 64
10	last		NM	Lesson 62
11	after		NM	Lesson 68
12	fourth		NM	Lesson 71
13	before		NM	Lesson 68
14	early		NM	Lesson 67

Refer to LESSON PLAN in the HELP file to view the sample lesson plan, corresponding worksheets, and concept cards.

Notes:

Please discuss these scores with the child's parents.

Summary:

This report lists the subtests that Patrick was given and scores that reflect his performance. The Item Analysis lists the concepts that Patrick has mastered and those that he has not mastered. You can use the Item Analysis to decide which concepts you may want to work on with Patrick.

Please discuss any questions or concerns you have with J Examiner.

Signature

Date