

Sample Report

Children's Memory Scale (CMS) Summary Report Harcourt Assessment, Inc.

NAME: Analisa Starratt
DATE OF BIRTH: 07/09/1981
SEX: Female
ID: 132132131232
HANDEDNESS: Unknown
ETHNICITY:

REPORT DATE: 02/03/2005
TEACHER: Ms. Smith
GRADE: 10
EXAMINER: Jane Doe
LIC/CERT:

Test Administered: CMS (05/17/1997, 15 years, 10 months, 8 days)
IQ (04/25/1997, 15 years, 9 months, 16 days)

Referral Source:

Referral Reason: Possible ADD/ADHD

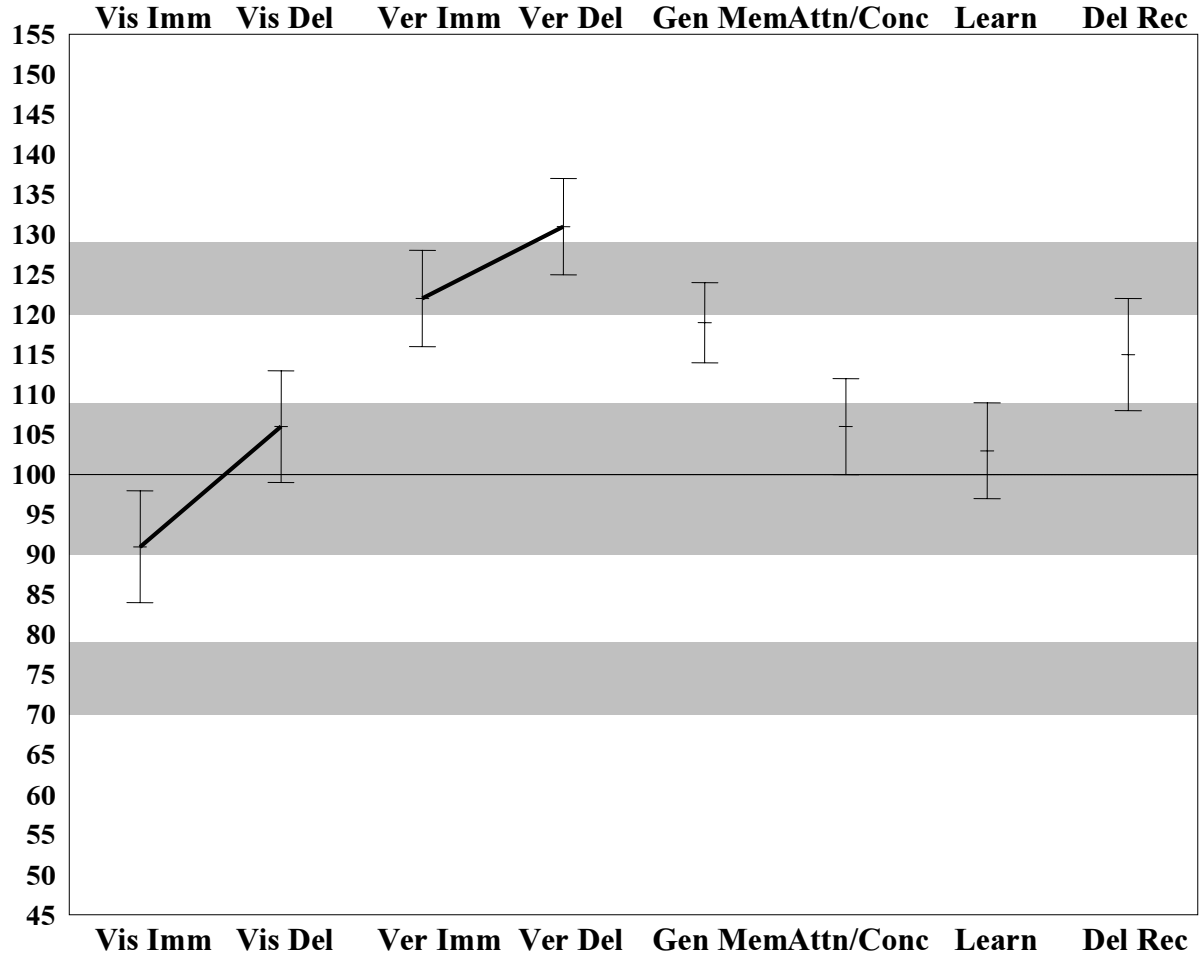
Behavioral Observations/Medication Information:

Summary of CMS Index Scores

Index Scores	Sum of SS	Index Score	90% Conf. Interval	PR	Qualitative Description
Visual Immediate	17	91	79-104	27	Average
Visual Delayed	22	106	93-119	66	Average
Verbal Immediate	27	122	113-131	93	Superior
Verbal Delayed	30	131	123-139	98	Very Superior
General Memory	96	119	112-126	90	High Average
Attention/Concentration	22	106	97-115	66	Average
Learning	21	103	93-114	58	Average
Delayed Recognition	25	115	104-126	84	High Average

Sample Report

Graph of CMS Index Scores



Vis Imm Visual Immediate (91)
 Vis Del Visual Delayed (106)
 Ver Imm Verbal Immediate (122)
 Ver Del Verbal Delayed (131)

Gen Mem General Memory (119)
 Attn/Conc Attention/Concentration (106)
 Learn Learning (103)
 Del Rec Delayed Recognition (115)

Sample Report

Analisa Starratt

02/03/2005

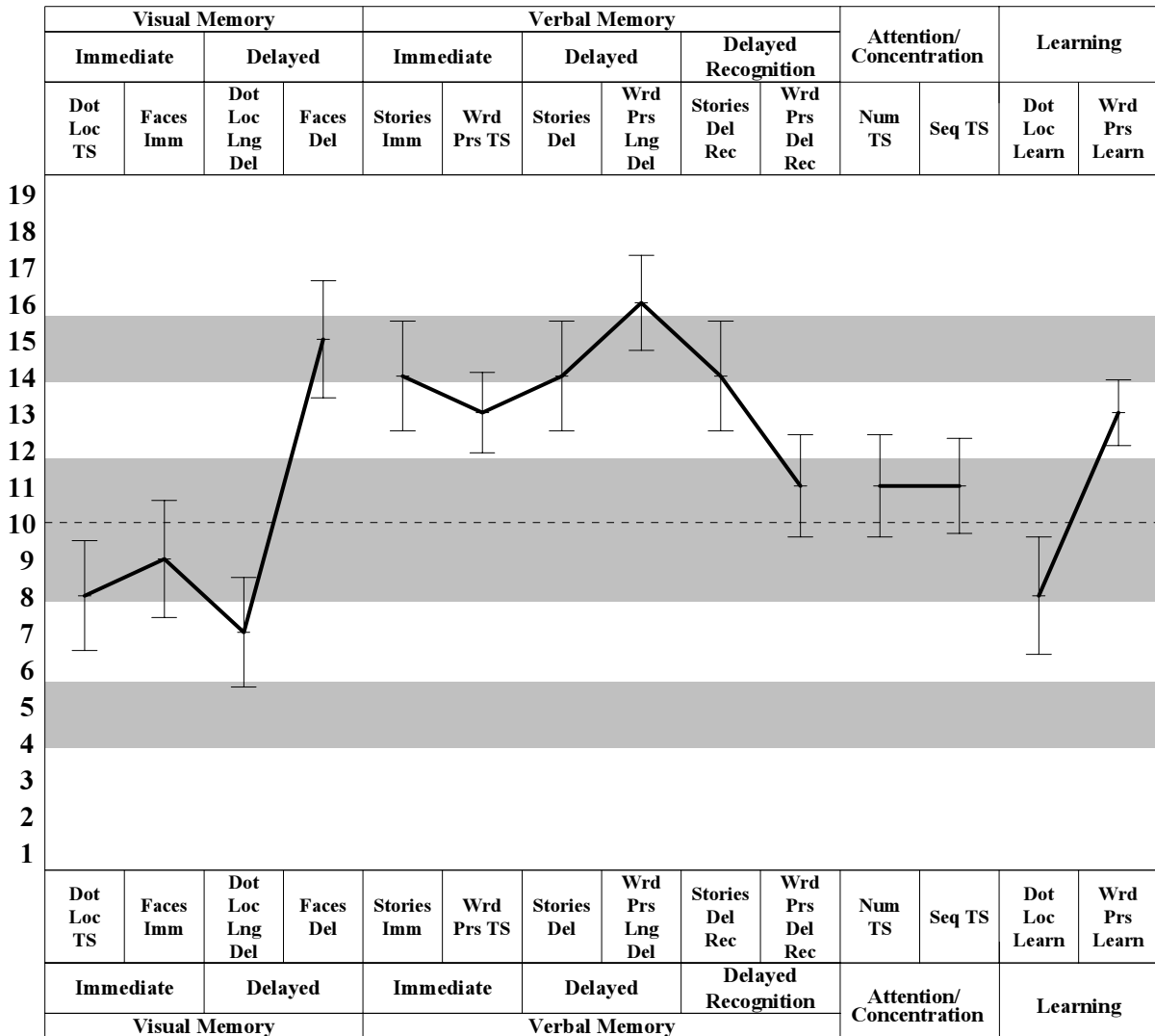
Page 3

Summary of CMS Core Subtest Scores

Core Subtest Scores	Raw Score	Age SS	Percentile Rank
Dot Locations			
Learning	20	8	25
Total Score	27	8	25
Long Delay	6	7	16
Stories			
Immediate	60	14	91
Delayed	59	14	91
Delayed Recognition	28	14	91
Faces			
Immediate	39	9	37
Delayed	45	15	95
Word Pairs			
Learning	35	13	84
Total Score	46	13	84
Long Delay	13	16	98
Delayed Recognition	42	11	63
Numbers			
Total Score	18	11	63
Sequences			
Total Score	68	11	63

Sample Report

Graph of CMS Core Subtest Scaled Scores



Dot Loc TS Dot Locations Total Score (8)
 Faces Imm Faces Immediate (9)
 Dot Loc Lng Del Dot Locations Long Delay (7)
 Faces Del Faces Delayed (15)
 Stories Imm Stories Immediate (14)
 Wrds Prs TS Word Pairs Total Score (13)
 Stories Del Stories Delayed (14)

Wrds Prs Lng Del Word Pairs Long Delay (16)
 Stories Del Rec Stories Delayed Recognition (14)
 Wrds Prs Del Rec Word Pairs Delayed Recognition (11)
 Num TS Numbers Total Score (11)
 Seq TS Sequences Total Score (11)
 Dot Loc Learn Dot Locations Learning (8)
 Wrds Prs Learn Word Pairs Learning (13)

Sample Report

Analisa Starratt

02/03/2005

Page 5

Summary of CMS Supplemental Subtest Scores

Supplemental Subtest Scores	Raw Score	Age SS	Percentile Rank
Dot Locations			
Short Delay	7	10	50
Stories			
Immediate Thematic	11	15	95
Delayed Thematic	11	14	91
Word Pairs			
Immediate	11	13	84
Family Pictures			
Immediate	46	13	84
Delayed	45	12	75
Word Lists			
Learning	43	12	75
Delayed	10	11	63
Delayed Recognition	39	8	25
Numbers			
Forward	12	12	75
Backward	6	9	37
Picture Locations			
Total Score	61	7	16

Selected Differences Between CMS Index Standard Scores

Indexes	1st Score	2nd Score	Diff.	Signif.	Cumulative Percentage
Visual Immediate - Visual Delayed	91	106	-15	ns	22.4%
Visual Immediate - Verbal Immediate	91	122	-31	.01	9.5%
Visual Delayed - Verbal Delayed	106	131	-25	.01	18.2%
Verbal Immediate - Verbal Delayed	122	131	-9	ns	45.2%
Verbal Delayed - Delayed Recognition	131	115	16	ns	24.9%

Individuals from the standardization sample represented by the percentages in the Cumulative Percentage column received scores that were greater than or equal to the absolute value of the amount shown in the Difference column.

Sample Report

Differences Between CMS Index Standard Scores

Indexes	1st Score	2nd Score	Diff.	Signif .	Cumulative Percentage
Visual Immediate - Visual Delayed	91	106	-15	ns	22.4%
Visual Immediate - Verbal Immediate	91	122	-31	.01	9.5%
Visual Immediate - Verbal Delayed	91	131	-40	.01	3.4%
Visual Immediate - General Memory	91	119	-28	.01	2.4%
Visual Immediate - Attention/Concentration	91	106	-15	ns	45.7%
Visual Immediate - Learning	91	103	-12	ns	40.6%
Visual Immediate - Delayed Recognition	91	115	-24	.05*	17.9%
Visual Delayed - Verbal Immediate	106	122	-16	ns	42.2%
Visual Delayed - Verbal Delayed	106	131	-25	.01	18.2%
Visual Delayed - General Memory	106	119	-13	ns	30.5%
Visual Delayed - Attention/Concentration	106	106	0	ns	100.0%
Visual Delayed - Learning	106	103	3	ns	93.4%
Visual Delayed - Delayed Recognition	106	115	-9	ns	67.0%
Verbal Immediate - Verbal Delayed	122	131	-9	ns	45.2%
Verbal Immediate - General Memory	122	119	3	ns	79.3%
Verbal Immediate - Attention/Concentration	122	106	16	.05*	35.7%
Verbal Immediate - Learning	122	103	19	.05*	13.6%
Verbal Immediate - Delayed Recognition	122	115	7	ns	56.3%
Verbal Delayed - General Memory	131	119	12	ns	28.1%
Verbal Delayed - Attention/Concentration	131	106	25	.01	14.3%
Verbal Delayed - Learning	131	103	28	.01	9.0%
Verbal Delayed - Delayed Recognition	131	115	16	ns	24.9%
General Memory - Attention/Concentration	119	106	13	ns	44.5%
General Memory - Learning	119	103	16	.05*	18.2%
General Memory - Delayed Recognition	119	115	4	ns	82.5%
Attention/Concentration - Learning	106	103	3	ns	93.2%
Attention/Concentration - Delayed Recognition	106	115	-9	ns	63.4%
Learning - Delayed Recognition	103	115	-12	ns	45.9%

Individuals from the standardization sample represented by the percentages in the Cumulative Percentage column received scores that were greater than or equal to the absolute value of the amount shown in the Difference column.

* significant at the .05 level

Sample Report

Selected Differences Between CMS Core Subtest Scaled Scores

Subtest Scores	1st Score	2nd Score	Diff.	Signif.
Sequences Total Score - Numbers Total Score	11	11	0	ns
Stories Immediate - Word Pairs Total Score	14	13	1	ns
Faces Immediate - Dot Locations Total Score	9	8	1	ns
Stories Delayed - Word Pairs Long Delay	14	16	-2	ns
Faces Delayed - Dot Locations Long Delay	15	7	8	.01
Stories Delayed Recognition - Word Pairs Delayed Recognition	14	11	3	ns
Stories Delayed - Stories Delayed Recognition	14	14	0	ns
Word Pairs Long Delay - Word Pairs Delayed Recognition	16	11	5	.05
Stories Immediate - Stories Delayed	14	14	0	ns
Word Pairs Total Score - Word Pairs Long Delay	13	16	-3	ns
Faces Immediate - Faces Delayed	9	15	-6	.05
Dot Locations Total Score - Dot Locations Long Delay	8	7	1	ns
Word Pairs Learning - Dot Locations Learning	13	8	5	.05

Sample Report

Differences Between CMS Subtest Scaled Scores

Subtest Scores	1st Score	2nd Score	Diff.	Signif.
Dot Locations Learning - Dot Locations Total Score	8	8	0	ns
Dot Locations Learning - Dot Locations Long Delay	8	7	1	ns
Dot Locations Learning - Dot Locations Short Delay	8	10	-2	ns
Dot Locations Learning - Stories Immediate	8	14	-6	.05
Dot Locations Learning - Stories Delayed	8	14	-6	.05
Dot Locations Learning - Stories Delayed Recognition	8	14	-6	.05
Dot Locations Learning - Stories Immediate Thematic	8	15	-7	.01
Dot Locations Learning - Stories Delayed Thematic	8	14	-6	.05
Dot Locations Learning - Faces Immediate	8	9	-1	ns
Dot Locations Learning - Faces Delayed	8	15	-7	.01
Dot Locations Learning - Word Pairs Learning	8	13	-5	.05
Dot Locations Learning - Word Pairs Total Score	8	13	-5	.05
Dot Locations Learning - Word Pairs Long Delay	8	16	-8	.01
Dot Locations Learning - Word Pairs Delayed Recognition	8	11	-3	ns
Dot Locations Learning - Word Pairs Immediate	8	13	-5	.05
Dot Locations Learning - Numbers Total Score	8	11	-3	ns
Dot Locations Learning - Numbers Forward	8	12	-4	ns
Dot Locations Learning - Numbers Backward	8	9	-1	ns
Dot Locations Learning - Sequences Total Score	8	11	-3	ns
Dot Locations Learning - Family Pictures Immediate	8	13	-5	.05
Dot Locations Learning - Family Picture Delayed	8	12	-4	ns
Dot Locations Learning - Word Lists Learning	8	12	-4	.05
Dot Locations Learning - Word Lists Delayed	8	11	-3	ns
Dot Locations Learning - Word Lists Delayed Recognition	8	8	0	ns
Dot Locations Learning - Picture Locations Total Score	8	7	1	ns
Dot Locations Total Score - Dot Locations Long Delay	8	7	1	ns
Dot Locations Total Score - Dot Locations Short Delay	8	10	-2	ns
Dot Locations Total Score - Stories Immediate	8	14	-6	.05
Dot Locations Total Score - Stories Delayed	8	14	-6	.05
Dot Locations Total Score - Stories Delayed Recognition	8	14	-6	.05
Dot Locations Total Score - Stories Immediate Thematic	8	15	-7	.01
Dot Locations Total Score - Stories Delayed Thematic	8	14	-6	.05
Dot Locations Total Score - Faces Immediate	8	9	-1	ns

Sample Report

Differences Between CMS Subtest Scaled Scores (Cont.)

Subtest Scores	1st Score	2nd Score	Diff.	Signif.
Dot Locations Total Score - Faces Delayed	8	15	-7	.01
Dot Locations Total Score - Word Pairs Learning	8	13	-5	.05
Dot Locations Total Score - Word Pairs Total Score	8	13	-5	.05
Dot Locations Total Score - Word Pairs Long Delay	8	16	-8	.01
Dot Locations Total Score - Word Pairs Delayed Recognition	8	11	-3	ns
Dot Locations Total Score - Word Pairs Immediate	8	13	-5	.05
Dot Locations Total Score - Numbers Total Score	8	11	-3	ns
Dot Locations Total Score - Numbers Forward	8	12	-4	ns
Dot Locations Total Score - Numbers Backward	8	9	-1	ns
Dot Locations Total Score - Sequences Total Score	8	11	-3	ns
Dot Locations Total Score - Family Pictures Immediate	8	13	-5	.05
Dot Locations Total Score - Family Picture Delayed	8	12	-4	ns
Dot Locations Total Score - Word Lists Learning	8	12	-4	.05
Dot Locations Total Score - Word Lists Delayed	8	11	-3	ns
Dot Locations Total Score - Word Lists Delayed Recognition	8	8	0	ns
Dot Locations Total Score - Picture Locations Total Score	8	7	1	ns
Dot Locations Long Delay - Dot Locations Short Delay	7	10	-3	ns
Dot Locations Long Delay - Stories Immediate	7	14	-7	.01
Dot Locations Long Delay - Stories Delayed	7	14	-7	.01
Dot Locations Long Delay - Stories Delayed Recognition	7	14	-7	.01
Dot Locations Long Delay - Stories Immediate Thematic	7	15	-8	.01
Dot Locations Long Delay - Stories Delayed Thematic	7	14	-7	.01
Dot Locations Long Delay - Faces Immediate	7	9	-2	ns
Dot Locations Long Delay - Faces Delayed	7	15	-8	.01
Dot Locations Long Delay - Word Pairs Learning	7	13	-6	.01
Dot Locations Long Delay - Word Pairs Total Score	7	13	-6	.01
Dot Locations Long Delay - Word Pairs Long Delay	7	16	-9	.01
Dot Locations Long Delay - Word Pairs Delayed Recognition	7	11	-4	ns
Dot Locations Long Delay - Word Pairs Immediate	7	13	-6	.05
Dot Locations Long Delay - Numbers Total Score	7	11	-4	.05
Dot Locations Long Delay - Numbers Forward	7	12	-5	.05
Dot Locations Long Delay - Numbers Backward	7	9	-2	ns
Dot Locations Long Delay - Sequences Total Score	7	11	-4	.05

Sample Report

Differences Between CMS Subtest Scaled Scores (Cont.)

Subtest Scores	1st Score	2nd Score	Diff.	Signif.
Dot Locations Long Delay - Family Pictures Immediate	7	13	-6	.05
Dot Locations Long Delay - Family Picture Delayed	7	12	-5	.05
Dot Locations Long Delay - Word Lists Learning	7	12	-5	.05
Dot Locations Long Delay - Word Lists Delayed	7	11	-4	ns
Dot Locations Long Delay - Word Lists Delayed Recognition	7	8	-1	ns
Dot Locations Long Delay - Picture Locations Total Score	7	7	0	ns
Dot Locations Short Delay - Stories Immediate	10	14	-4	ns
Dot Locations Short Delay - Stories Delayed	10	14	-4	ns
Dot Locations Short Delay - Stories Delayed Recognition	10	14	-4	ns
Dot Locations Short Delay - Stories Immediate Thematic	10	15	-5	.05
Dot Locations Short Delay - Stories Delayed Thematic	10	14	-4	ns
Dot Locations Short Delay - Faces Immediate	10	9	1	ns
Dot Locations Short Delay - Faces Delayed	10	15	-5	ns
Dot Locations Short Delay - Word Pairs Learning	10	13	-3	ns
Dot Locations Short Delay - Word Pairs Total Score	10	13	-3	ns
Dot Locations Short Delay - Word Pairs Long Delay	10	16	-6	ns
Dot Locations Short Delay - Word Pairs Delayed Recognition	10	11	-1	ns
Dot Locations Short Delay - Word Pairs Immediate	10	13	-3	ns
Dot Locations Short Delay - Numbers Total Score	10	11	-1	ns
Dot Locations Short Delay - Numbers Forward	10	12	-2	ns
Dot Locations Short Delay - Numbers Backward	10	9	1	ns
Dot Locations Short Delay - Sequences Total Score	10	11	-1	ns
Dot Locations Short Delay - Family Pictures Immediate	10	13	-3	ns
Dot Locations Short Delay - Family Picture Delayed	10	12	-2	ns
Dot Locations Short Delay - Word Lists Learning	10	12	-2	ns
Dot Locations Short Delay - Word Lists Delayed	10	11	-1	ns
Dot Locations Short Delay - Word Lists Delayed Recognition	10	8	2	ns
Dot Locations Short Delay - Picture Locations Total Score	10	7	3	ns
Stories Immediate - Stories Delayed	14	14	0	ns
Stories Immediate - Stories Delayed Recognition	14	14	0	ns
Stories Immediate - Stories Immediate Thematic	14	15	-1	ns
Stories Immediate - Stories Delayed Thematic	14	14	0	ns
Stories Immediate - Faces Immediate	14	9	5	.05

Sample Report

Differences Between CMS Subtest Scaled Scores (Cont.)

Subtest Scores	1st Score	2nd Score	Diff.	Signif.
Stories Immediate - Faces Delayed	14	15	-1	ns
Stories Immediate - Word Pairs Learning	14	13	1	ns
Stories Immediate - Word Pairs Total Score	14	13	1	ns
Stories Immediate - Word Pairs Long Delay	14	16	-2	ns
Stories Immediate - Word Pairs Delayed Recognition	14	11	3	ns
Stories Immediate - Word Pairs Immediate	14	13	1	ns
Stories Immediate - Numbers Total Score	14	11	3	ns
Stories Immediate - Numbers Forward	14	12	2	ns
Stories Immediate - Numbers Backward	14	9	5	.05
Stories Immediate - Sequences Total Score	14	11	3	ns
Stories Immediate - Family Pictures Immediate	14	13	1	ns
Stories Immediate - Family Picture Delayed	14	12	2	ns
Stories Immediate - Word Lists Learning	14	12	2	ns
Stories Immediate - Word Lists Delayed	14	11	3	ns
Stories Immediate - Word Lists Delayed Recognition	14	8	6	.05
Stories Immediate - Picture Locations Total Score	14	7	7	.01
Stories Delayed - Stories Delayed Recognition	14	14	0	ns
Stories Delayed - Stories Immediate Thematic	14	15	-1	ns
Stories Delayed - Stories Delayed Thematic	14	14	0	ns
Stories Delayed - Faces Immediate	14	9	5	.05
Stories Delayed - Faces Delayed	14	15	-1	ns
Stories Delayed - Word Pairs Learning	14	13	1	ns
Stories Delayed - Word Pairs Total Score	14	13	1	ns
Stories Delayed - Word Pairs Long Delay	14	16	-2	ns
Stories Delayed - Word Pairs Delayed Recognition	14	11	3	ns
Stories Delayed - Word Pairs Immediate	14	13	1	ns
Stories Delayed - Numbers Total Score	14	11	3	ns
Stories Delayed - Numbers Forward	14	12	2	ns
Stories Delayed - Numbers Backward	14	9	5	.05
Stories Delayed - Sequences Total Score	14	11	3	ns
Stories Delayed - Family Pictures Immediate	14	13	1	ns
Stories Delayed - Family Picture Delayed	14	12	2	ns
Stories Delayed - Word Lists Learning	14	12	2	ns

Sample Report

Differences Between CMS Subtest Scaled Scores (Cont.)

Subtest Scores	1st Score	2nd Score	Diff.	Signif.
Stories Delayed - Word Lists Delayed	14	11	3	ns
Stories Delayed - Word Lists Delayed Recognition	14	8	6	.05
Stories Delayed - Picture Locations Total Score	14	7	7	.01
Stories Delayed Recognition - Stories Immediate Thematic	14	15	-1	ns
Stories Delayed Recognition - Stories Delayed Thematic	14	14	0	ns
Stories Delayed Recognition - Faces Immediate	14	9	5	.05
Stories Delayed Recognition - Faces Delayed	14	15	-1	ns
Stories Delayed Recognition - Word Pairs Learning	14	13	1	ns
Stories Delayed Recognition - Word Pairs Total Score	14	13	1	ns
Stories Delayed Recognition - Word Pairs Long Delay	14	16	-2	ns
Stories Delayed Recognition - Word Pairs Delayed Recognition	14	11	3	ns
Stories Delayed Recognition - Word Pairs Immediate	14	13	1	ns
Stories Delayed Recognition - Numbers Total Score	14	11	3	ns
Stories Delayed Recognition - Numbers Forward	14	12	2	ns
Stories Delayed Recognition - Numbers Backward	14	9	5	.05
Stories Delayed Recognition - Sequences Total Score	14	11	3	ns
Stories Delayed Recognition - Family Pictures Immediate	14	13	1	ns
Stories Delayed Recognition - Family Picture Delayed	14	12	2	ns
Stories Delayed Recognition - Word Lists Learning	14	12	2	ns
Stories Delayed Recognition - Word Lists Delayed	14	11	3	ns
Stories Delayed Recognition - Word Lists Delayed Recognition	14	8	6	.05
Stories Delayed Recognition - Picture Locations Total Score	14	7	7	.01
Stories Immediate Thematic - Stories Delayed Thematic	15	14	1	ns
Stories Immediate Thematic - Faces Immediate	15	9	6	.01
Stories Immediate Thematic - Faces Delayed	15	15	0	ns
Stories Immediate Thematic - Word Pairs Learning	15	13	2	ns
Stories Immediate Thematic - Word Pairs Total Score	15	13	2	ns
Stories Immediate Thematic - Word Pairs Long Delay	15	16	-1	ns
Stories Immediate Thematic - Word Pairs Delayed Recognition	15	11	4	ns
Stories Immediate Thematic - Word Pairs Immediate	15	13	2	ns
Stories Immediate Thematic - Numbers Total Score	15	11	4	ns
Stories Immediate Thematic - Numbers Forward	15	12	3	ns
Stories Immediate Thematic - Numbers Backward	15	9	6	.05

Sample Report

Differences Between CMS Subtest Scaled Scores (Cont.)

Subtest Scores	1st Score	2nd Score	Diff.	Signif.
Stories Immediate Thematic - Sequences Total Score	15	11	4	ns
Stories Immediate Thematic - Family Pictures Immediate	15	13	2	ns
Stories Immediate Thematic - Family Picture Delayed	15	12	3	ns
Stories Immediate Thematic - Word Lists Learning	15	12	3	ns
Stories Immediate Thematic - Word Lists Delayed	15	11	4	ns
Stories Immediate Thematic - Word Lists Delayed Recognition	15	8	7	.01
Stories Immediate Thematic - Picture Locations Total Score	15	7	8	.01
Stories Delayed Thematic - Faces Immediate	14	9	5	ns
Stories Delayed Thematic - Faces Delayed	14	15	-1	ns
Stories Delayed Thematic - Word Pairs Learning	14	13	1	ns
Stories Delayed Thematic - Word Pairs Total Score	14	13	1	ns
Stories Delayed Thematic - Word Pairs Long Delay	14	16	-2	ns
Stories Delayed Thematic - Word Pairs Delayed Recognition	14	11	3	ns
Stories Delayed Thematic - Word Pairs Immediate	14	13	1	ns
Stories Delayed Thematic - Numbers Total Score	14	11	3	ns
Stories Delayed Thematic - Numbers Forward	14	12	2	ns
Stories Delayed Thematic - Numbers Backward	14	9	5	.05
Stories Delayed Thematic - Sequences Total Score	14	11	3	ns
Stories Delayed Thematic - Family Pictures Immediate	14	13	1	ns
Stories Delayed Thematic - Family Picture Delayed	14	12	2	ns
Stories Delayed Thematic - Word Lists Learning	14	12	2	ns
Stories Delayed Thematic - Word Lists Delayed	14	11	3	ns
Stories Delayed Thematic - Word Lists Delayed Recognition	14	8	6	.05
Stories Delayed Thematic - Picture Locations Total Score	14	7	7	.01
Faces Immediate - Faces Delayed	9	15	-6	.05
Faces Immediate - Word Pairs Learning	9	13	-4	.05
Faces Immediate - Word Pairs Total Score	9	13	-4	.05
Faces Immediate - Word Pairs Long Delay	9	16	-7	.01
Faces Immediate - Word Pairs Delayed Recognition	9	11	-2	ns
Faces Immediate - Word Pairs Immediate	9	13	-4	ns
Faces Immediate - Numbers Total Score	9	11	-2	ns
Faces Immediate - Numbers Forward	9	12	-3	ns
Faces Immediate - Numbers Backward	9	9	0	ns

Sample Report

Differences Between CMS Subtest Scaled Scores (Cont.)

Subtest Scores	1st Score	2nd Score	Diff.	Signif.
Faces Immediate - Sequences Total Score	9	11	-2	ns
Faces Immediate - Family Pictures Immediate	9	13	-4	ns
Faces Immediate - Family Picture Delayed	9	12	-3	ns
Faces Immediate - Word Lists Learning	9	12	-3	ns
Faces Immediate - Word Lists Delayed	9	11	-2	ns
Faces Immediate - Word Lists Delayed Recognition	9	8	1	ns
Faces Immediate - Picture Locations Total Score	9	7	2	ns
Faces Delayed - Word Pairs Learning	15	13	2	ns
Faces Delayed - Word Pairs Total Score	15	13	2	ns
Faces Delayed - Word Pairs Long Delay	15	16	-1	ns
Faces Delayed - Word Pairs Delayed Recognition	15	11	4	ns
Faces Delayed - Word Pairs Immediate	15	13	2	ns
Faces Delayed - Numbers Total Score	15	11	4	ns
Faces Delayed - Numbers Forward	15	12	3	ns
Faces Delayed - Numbers Backward	15	9	6	.05
Faces Delayed - Sequences Total Score	15	11	4	.05
Faces Delayed - Family Pictures Immediate	15	13	2	ns
Faces Delayed - Family Picture Delayed	15	12	3	ns
Faces Delayed - Word Lists Learning	15	12	3	ns
Faces Delayed - Word Lists Delayed	15	11	4	ns
Faces Delayed - Word Lists Delayed Recognition	15	8	7	.01
Faces Delayed - Picture Locations Total Score	15	7	8	.01
Word Pairs Learning - Word Pairs Total Score	13	13	0	ns
Word Pairs Learning - Word Pairs Long Delay	13	16	-3	ns
Word Pairs Learning - Word Pairs Delayed Recognition	13	11	2	ns
Word Pairs Learning - Word Pairs Immediate	13	13	0	ns
Word Pairs Learning - Numbers Total Score	13	11	2	ns
Word Pairs Learning - Numbers Forward	13	12	1	ns
Word Pairs Learning - Numbers Backward	13	9	4	.05
Word Pairs Learning - Sequences Total Score	13	11	2	ns
Word Pairs Learning - Family Pictures Immediate	13	13	0	ns
Word Pairs Learning - Family Picture Delayed	13	12	1	ns
Word Pairs Learning - Word Lists Learning	13	12	1	ns

Sample Report

Differences Between CMS Subtest Scaled Scores (Cont.)

Subtest Scores	1st Score	2nd Score	Diff.	Signif.
Word Pairs Learning - Word Lists Delayed	13	11	2	ns
Word Pairs Learning - Word Lists Delayed Recognition	13	8	5	.05
Word Pairs Learning - Picture Locations Total Score	13	7	6	.01
Word Pairs Total Score - Word Pairs Long Delay	13	16	-3	ns
Word Pairs Total Score - Word Pairs Delayed Recognition	13	11	2	ns
Word Pairs Total Score - Word Pairs Immediate	13	13	0	ns
Word Pairs Total Score - Numbers Total Score	13	11	2	ns
Word Pairs Total Score - Numbers Forward	13	12	1	ns
Word Pairs Total Score - Numbers Backward	13	9	4	.05
Word Pairs Total Score - Sequences Total Score	13	11	2	ns
Word Pairs Total Score - Family Pictures Immediate	13	13	0	ns
Word Pairs Total Score - Family Picture Delayed	13	12	1	ns
Word Pairs Total Score - Word Lists Learning	13	12	1	ns
Word Pairs Total Score - Word Lists Delayed	13	11	2	ns
Word Pairs Total Score - Word Lists Delayed Recognition	13	8	5	.05
Word Pairs Total Score - Picture Locations Total Score	13	7	6	.01
Word Pairs Long Delay - Word Pairs Delayed Recognition	16	11	5	.05
Word Pairs Long Delay - Word Pairs Immediate	16	13	3	ns
Word Pairs Long Delay - Numbers Total Score	16	11	5	.05
Word Pairs Long Delay - Numbers Forward	16	12	4	.05
Word Pairs Long Delay - Numbers Backward	16	9	7	.01
Word Pairs Long Delay - Sequences Total Score	16	11	5	.05
Word Pairs Long Delay - Family Pictures Immediate	16	13	3	ns
Word Pairs Long Delay - Family Picture Delayed	16	12	4	ns
Word Pairs Long Delay - Word Lists Learning	16	12	4	.05
Word Pairs Long Delay - Word Lists Delayed	16	11	5	.05
Word Pairs Long Delay - Word Lists Delayed Recognition	16	8	8	.01
Word Pairs Long Delay - Picture Locations Total Score	16	7	9	.01
Word Pairs Delayed Recognition - Word Pairs Immediate	11	13	-2	ns
Word Pairs Delayed Recognition - Numbers Total Score	11	11	0	ns
Word Pairs Delayed Recognition - Numbers Forward	11	12	-1	ns
Word Pairs Delayed Recognition - Numbers Backward	11	9	2	ns
Word Pairs Delayed Recognition - Sequences Total Score	11	11	0	ns

Sample Report

Differences Between CMS Subtest Scaled Scores (Cont.)

Subtest Scores	1st Score	2nd Score	Diff.	Signif.
Word Pairs Delayed Recognition - Family Pictures Immediate	11	13	-2	ns
Word Pairs Delayed Recognition - Family Picture Delayed	11	12	-1	ns
Word Pairs Delayed Recognition - Word Lists Learning	11	12	-1	ns
Word Pairs Delayed Recognition - Word Lists Delayed	11	11	0	ns
Word Pairs Delayed Recognition - Word Lists Delayed Recognition	11	8	3	ns
Word Pairs Delayed Recognition - Picture Locations Total Score	11	7	4	ns
Word Pairs Immediate - Numbers Total Score	13	11	2	ns
Word Pairs Immediate - Numbers Forward	13	12	1	ns
Word Pairs Immediate - Numbers Backward	13	9	4	ns
Word Pairs Immediate - Sequences Total Score	13	11	2	ns
Word Pairs Immediate - Family Pictures Immediate	13	13	0	ns
Word Pairs Immediate - Family Picture Delayed	13	12	1	ns
Word Pairs Immediate - Word Lists Learning	13	12	1	ns
Word Pairs Immediate - Word Lists Delayed	13	11	2	ns
Word Pairs Immediate - Word Lists Delayed Recognition	13	8	5	.05
Word Pairs Immediate - Picture Locations Total Score	13	7	6	.05
Numbers Total Score - Numbers Forward	11	12	-1	ns
Numbers Total Score - Numbers Backward	11	9	2	ns
Numbers Total Score - Sequences Total Score	11	11	0	ns
Numbers Total Score - Family Pictures Immediate	11	13	-2	ns
Numbers Total Score - Family Picture Delayed	11	12	-1	ns
Numbers Total Score - Word Lists Learning	11	12	-1	ns
Numbers Total Score - Word Lists Delayed	11	11	0	ns
Numbers Total Score - Word Lists Delayed Recognition	11	8	3	ns
Numbers Total Score - Picture Locations Total Score	11	7	4	.05
Numbers Forward - Numbers Backward	12	9	3	ns
Numbers Forward - Sequences Total Score	12	11	1	ns
Numbers Forward - Family Pictures Immediate	12	13	-1	ns
Numbers Forward - Family Picture Delayed	12	12	0	ns
Numbers Forward - Word Lists Learning	12	12	0	ns
Numbers Forward - Word Lists Delayed	12	11	1	ns
Numbers Forward - Word Lists Delayed Recognition	12	8	4	.05
Numbers Forward - Picture Locations Total Score	12	7	5	.05

Sample Report

Differences Between CMS Subtest Scaled Scores (Cont.)

Subtest Scores	1st Score	2nd Score	Diff.	Signif.
Numbers Backward - Sequences Total Score	9	11	-2	ns
Numbers Backward - Family Pictures Immediate	9	13	-4	ns
Numbers Backward - Family Picture Delayed	9	12	-3	ns
Numbers Backward - Word Lists Learning	9	12	-3	ns
Numbers Backward - Word Lists Delayed	9	11	-2	ns
Numbers Backward - Word Lists Delayed Recognition	9	8	1	ns
Numbers Backward - Picture Locations Total Score	9	7	2	ns
Sequences Total Score - Family Pictures Immediate	11	13	-2	ns
Sequences Total Score - Family Picture Delayed	11	12	-1	ns
Sequences Total Score - Word Lists Learning	11	12	-1	ns
Sequences Total Score - Word Lists Delayed	11	11	0	ns
Sequences Total Score - Word Lists Delayed Recognition	11	8	3	ns
Sequences Total Score - Picture Locations Total Score	11	7	4	.05
Family Pictures Immediate - Family Picture Delayed	13	12	1	ns
Family Pictures Immediate - Word Lists Learning	13	12	1	ns
Family Pictures Immediate - Word Lists Delayed	13	11	2	ns
Family Pictures Immediate - Word Lists Delayed Recognition	13	8	5	.05
Family Pictures Immediate - Picture Locations Total Score	13	7	6	.05
Family Picture Delayed - Word Lists Learning	12	12	0	ns
Family Picture Delayed - Word Lists Delayed	12	11	1	ns
Family Picture Delayed - Word Lists Delayed Recognition	12	8	4	ns
Family Picture Delayed - Picture Locations Total Score	12	7	5	.05
Word Lists Learning - Word Lists Delayed	12	11	1	ns
Word Lists Learning - Word Lists Delayed Recognition	12	8	4	.05
Word Lists Learning - Picture Locations Total Score	12	7	5	.05
Word Lists Delayed - Word Lists Delayed Recognition	11	8	3	ns
Word Lists Delayed - Picture Locations Total Score	11	7	4	ns
Word Lists Delayed Recognition - Picture Locations Total Score	8	7	1	ns

Sample Report

Ability-Memory Differences - Predicted Memory Method

Primary Indexes	WPPSI-R FSIQ	CMS Index	Pred.	Diff.	Signif.	Cumulative Percentage
Visual Immediate	126	91	109	18	.01	5-10%
Visual Delayed	126	106	108	2	ns	>25%
Verbal Immediate	126	122	114	-8	ns	N/A
Verbal Delayed	126	131	114	-17	.05*	N/A
General Memory	126	119	115	-4	ns	N/A
Attention/Concentration	126	106	114	8	ns	>25%
Learning	126	103	112	9	ns	20-25%
Delayed Recognition	126	115	112	-3	ns	N/A

Individuals from the standardization sample represented by the percentages in the Cumulative Percentage column received CMS Index scores that were lower than their Predicted Index scores by the specified amount or more.

* significant at the .05 level

Ability-Memory Differences - Simple Difference Method

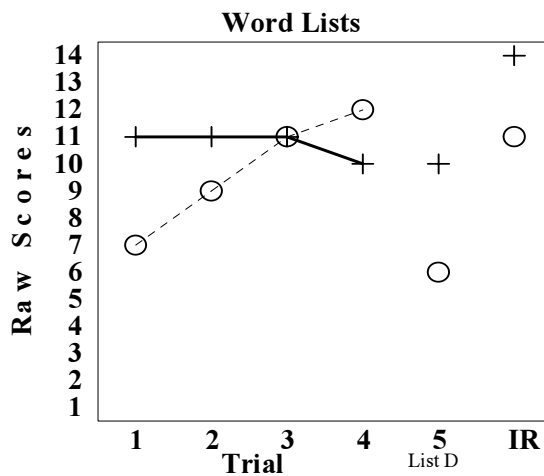
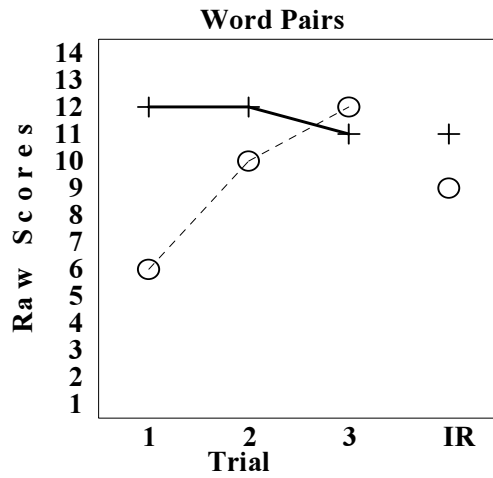
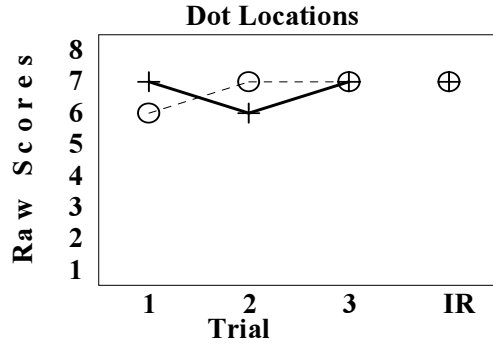
Primary Indexes	WPPSI-R FSIQ	CMS Index	Diff.	Signif.	Cumulative Percentage
Visual Immediate	126	91	35	.01	1-2%
Visual Delayed	126	106	20	.05*	10-15%
Verbal Immediate	126	122	4	ns	>25%
Verbal Delayed	126	131	-5	ns	N/A
General Memory	126	119	7	ns	>25%
Attention/Concentration	126	106	20	.01	5-10%
Learning	126	103	23	.01	5-10%
Delayed Recognition	126	115	11	ns	25%

Individuals from the standardization sample represented by the percentages in the Cumulative Percentage column received CMS Index scores that were lower than their WPPSI-R scores by the specified amount or more.

* significant at the .05 level

Sample Report

Learning Curve Analysis



Legend

+ Raw Score
O Normative Score

Sample Report

Analisa Starratt

02/03/2005

Page 20

CMS Raw Scores - Part 1

Name: Analisa Starratt	Age: 15 years, 10 months, 8 days
Examiner: Jane Doe	Sex: Female
Date Tested: 05/17/1997	Date of Birth: 07/09/1981
Subtest	Raw Score
1. Dot Locations	
Trial 1 (0-8)	7
Trial 2 (0-8)	6
Trial 3 (0-8)	7
Immediate Recall (0-8)	7
Learning (0-24)	20
Total Score (0-32)	27
2. Stories	
(E & F) Immediate (0-88)	60
(E & F) Immediate Thematic (0-13)	11
3. Faces	
Immediate Recall (0-48)	39
4. Word Pairs	
Learning List D (0-14)	12
Learning List E (0-14)	12
Learning List F (0-14)	11
Learning (0-42)	35
Immediate (0-14)	11
Total Score (0-56)	46
5. Family Pictures	
Immediate (0-48)	46
6. Word Lists	
List C - Trial 1 (0-14)	11
List C - Trial 2 (0-14)	11
List C - Trial 3 (0-14)	11
List C - Trial 4 (0-14)	10
List D - Trial 5 (0-14)	10
Immediate Recall (0-14)	14
Learning (0-56)	43
Total Score (0-84)	67

Sample Report

Analisa Starratt

02/03/2005

Page 21

CMS Raw Scores - Part 2

Name: Analisa Starratt	
Subtest	Raw Score
7. Numbers	
Forward (0-16)	12
Backward (0-14)	6
Total Score (0-30)	18
8. Sequences	
Total Score (0-84)	68
9. Picture Locations	
Total Score (0-72)	61
10. Dot Locations 2	
Long Delay (0-8)	6
11. Stories 2	
(E & F) Delayed (0-88)	59
(E & F) Delayed Thematic (0-13)	11
(E & F) Delayed Recognition (0-30)	28
12. Faces 2	
Delayed (0-48)	45
13. Word Pairs 2	
Long Delayed Recall (0-14)	13
Delayed Recognition (0-42)	42
14. Family Pictures 2	
Delayed (0-48)	45
15. Word Lists 2	
Delayed Recall (0-14)	10
Delayed Recognition (0-42)	39