

# T-JTA®

Taylor-Johnson Temperament Analysis®

---

## T-JTA®

### Taylor-Johnson Temperament Analysis®

#### Criss Cross™ Profile Report

---

	<b>Partner 1</b>	<b>Partner 2</b>
Name:	David Sample	Jane Sample
ID Number:	111111111	222222222
Age:	38	34
Gender:	Male	Female
Marital Status:	Married	Married
Date Assessed:	10/08/2005	10/08/2005
Norm Group:	General Adult Population	General Adult Population



Copyright © 1994, 2003 NCS Pearson, Inc. All rights reserved.

Portions adapted and reproduced with authorization from the Taylor-Johnson Temperament Analysis Regular Edition Question Booklet. Copyright © 1966, 1977 Psychological Publications, Inc. All rights reserved.

Portions adapted and reproduced with authorization from the Taylor-Johnson Temperament Analysis Manual. Copyright © 1966, 1967, 1968, 1971, 1973, 1977, 1980, 1984, 1992, 2002 Psychological Publications, Inc. All rights reserved.

"T-JTA" and "Taylor-Johnson Temperament Analysis" are registered trademarks and "Criss Cross" is a trademark of Psychological Publications, Inc.

## **INTRODUCTION**

The Taylor-Johnson Temperament Analysis (T-JTA) assesses an individual's psychological adjustment on nine common personality dimensions. This "criss-cross" interpretive report provides information about the feelings, attitudes, and behavior patterns of two respondents. In addition, it compares and contrasts the respondents' personality traits and assesses the degree to which they understand each other and agree with each other's self-assessment.

## **VALIDITY CONSIDERATIONS**

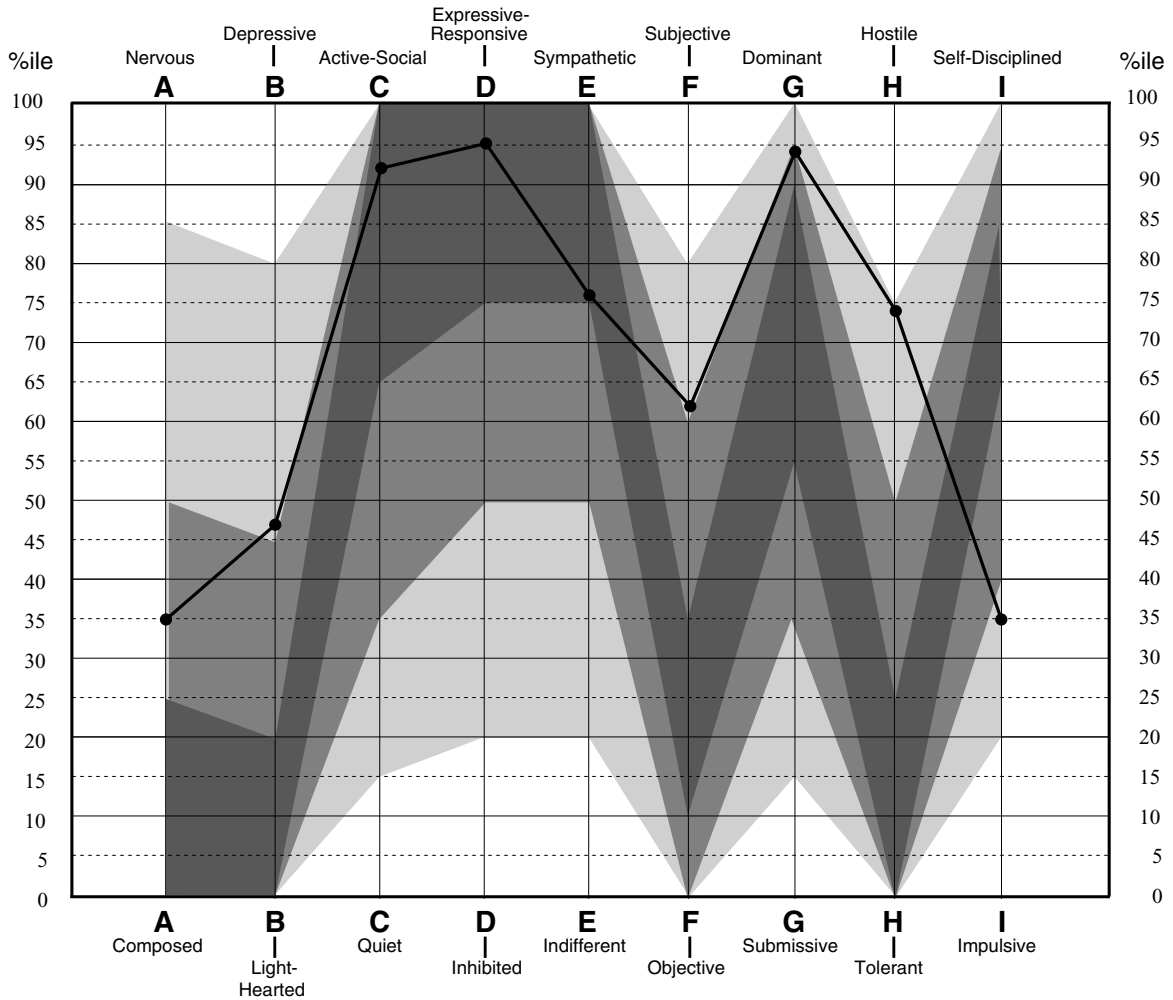
There are two validity indicators on the instrument -- the total Mid count and the Attitude scale score. (Omitted items are scored as Mid responses.)

The Mid count for David indicates that he understood the instructions and that he either had little difficulty answering the questions or made a consistent effort to answer them in a decisive manner. David's moderate score on the Attitude scale suggests that he answered the questions in a manner that was neither too defensive nor overly self-critical.

The Mid count for Jane indicates that she understood the instructions and that she either had little difficulty answering the questions or made a consistent effort to answer them in a decisive manner. Jane's score on the Attitude scale is high, indicating that she gave "desirable" responses to the questions. Her high score may indicate positive adjustment, or it may reflect a desire to make a good impression. David's Attitude score when he responded about Jane was also high. This suggests that Jane's scores may be appropriate and may in fact reflect very positive adjustment.

## SELF-REPORT PROFILE

David

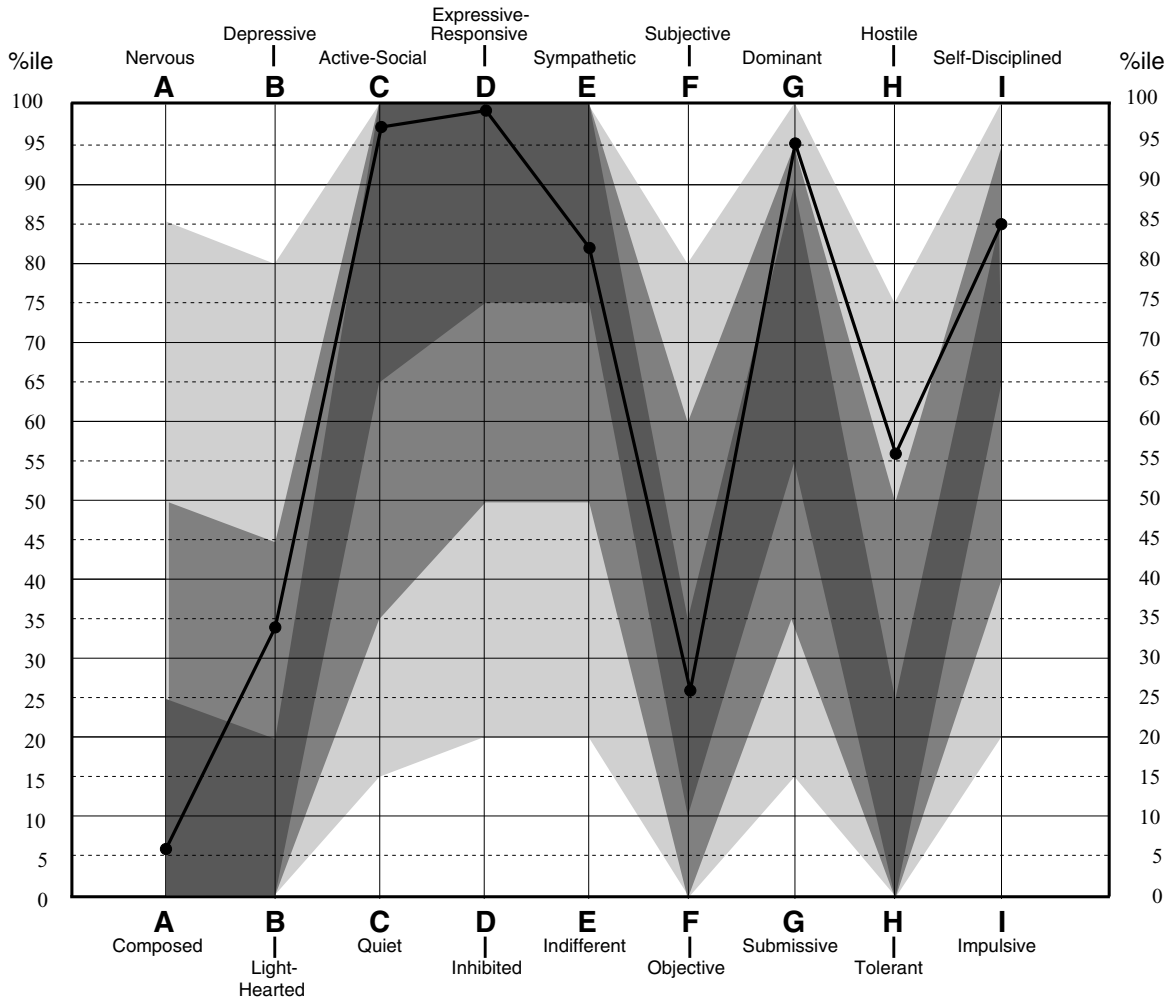


Percentile:	35	47	92	95	76	62	94	74	35
Sten Score:	4	5	10	10	8	7	10	8	4
Raw Score:	7	4	37	39	34	10	34	14	23
Mids:	3	0	1	1	0	6	6	6	7
Total Mids:	30		Attitude Score:		4				



## SELF-REPORT PROFILE

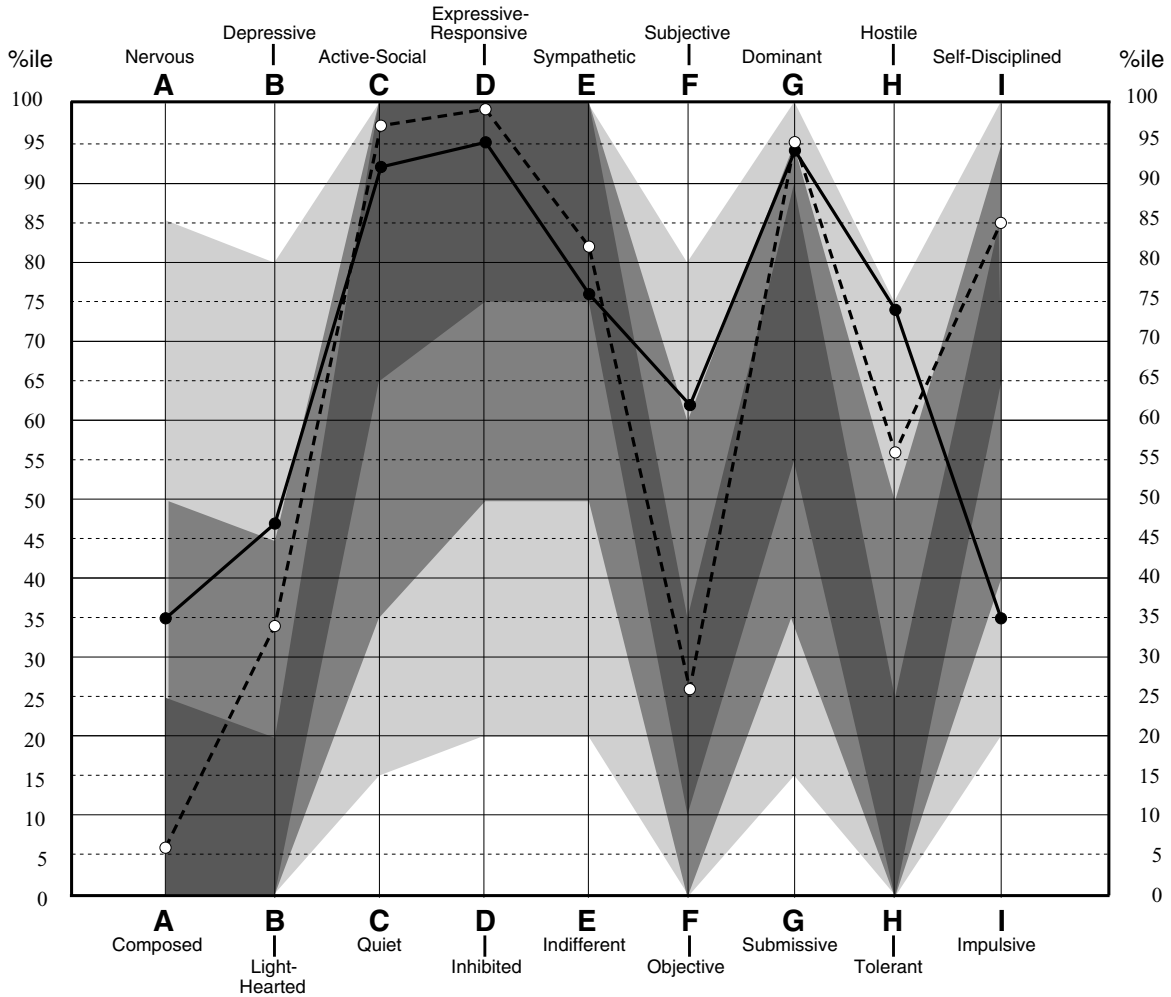
Jane



Percentile:	6	34	97	99	82	26	95	56	85
Sten Score:	1	4	10	10	9	3	10	6	9
Raw Score:	2	4	39	40	36	6	33	8	34
Mids:	0	0	1	0	0	0	1	0	0
Total Mids:	2	Attitude Score:		8					



COUPLE'S PROFILE

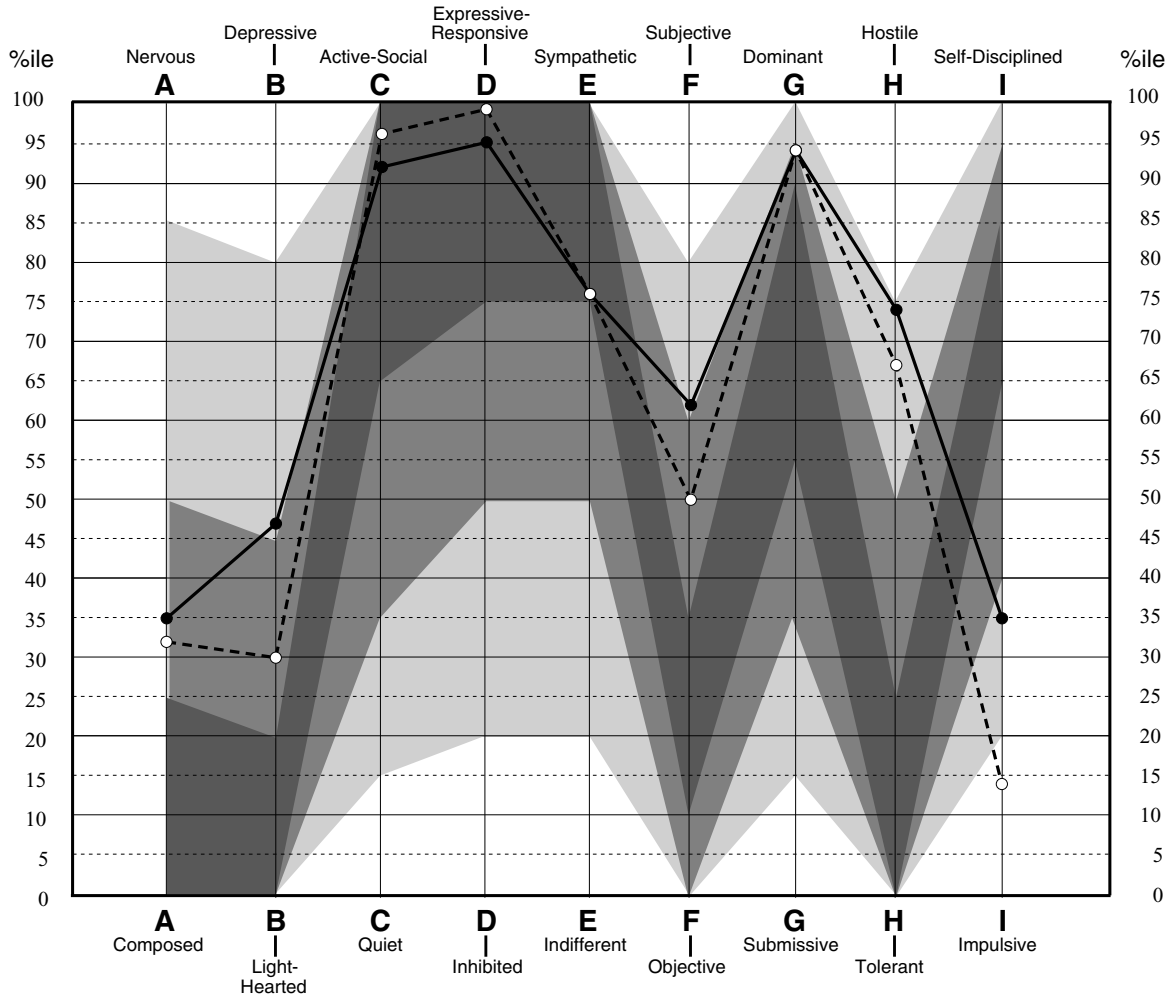


Percentile:	35	47	92	95	76	62	94	74	35	●David
	6	34	97	99	82	26	95	56	85	○Jane
Sten Score:	4	5	10	10	8	7	10	8	4	
	1	4	10	10	9	3	10	6	9	
Raw Score:	7	4	37	39	34	10	34	14	23	
	2	4	39	40	36	6	33	8	34	
Mids:	3	0	1	1	0	6	6	6	7	
	0	0	1	0	0	0	1	0	0	
Total Mids:	30	Attitude Score:			4					
	2				8					



## CRISS CROSS PROFILE

David

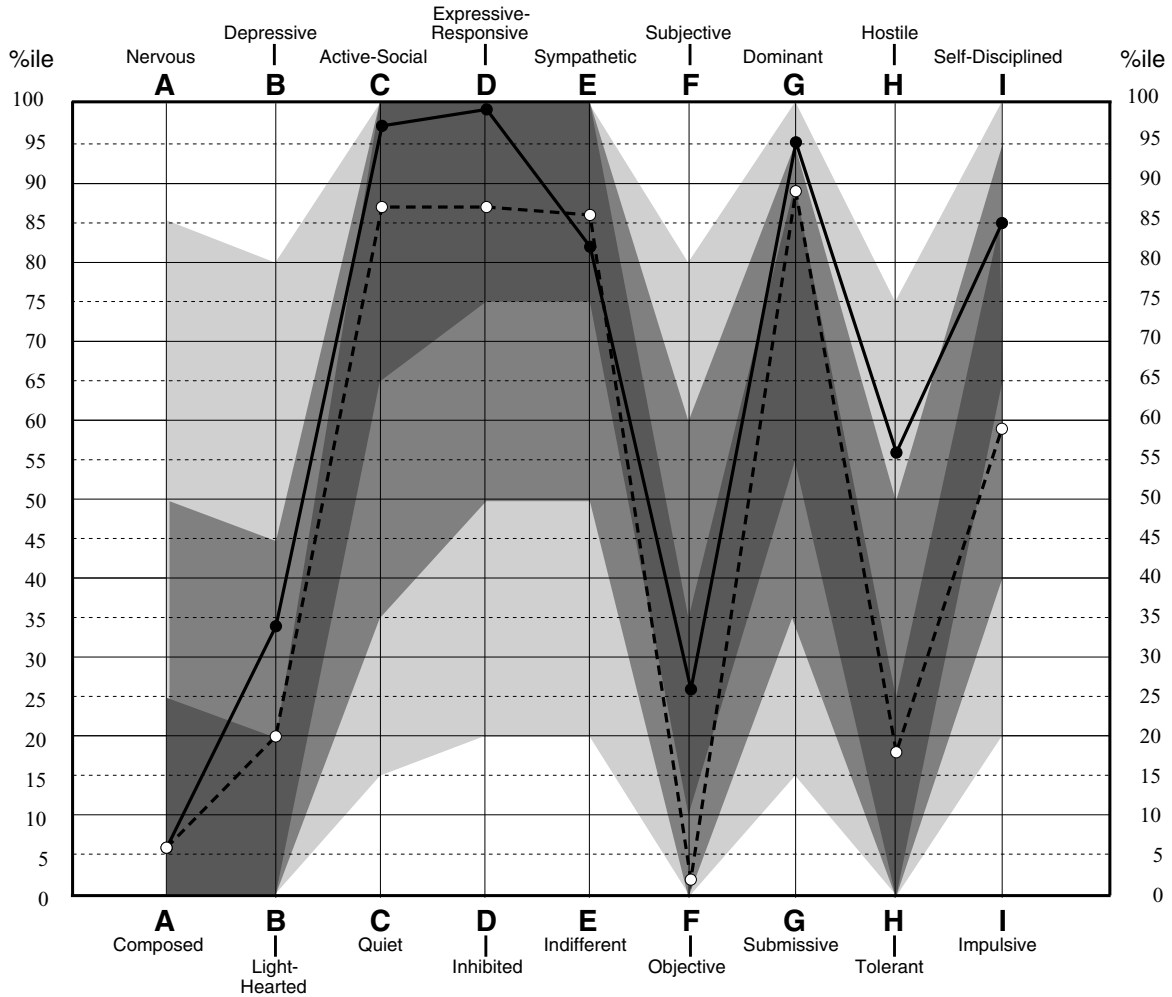


Percentile:	35	47	92	95	76	62	94	74	35	●David
	32	30	96	99	76	50	94	67	14	○David by Jane
Sten Score:	4	5	10	10	8	7	10	8	4	
	4	4	10	10	8	6	10	7	2	
Raw Score:	7	4	37	39	34	10	34	14	23	
	6	2	38	40	34	8	34	12	16	
Mids:	3	0	1	1	0	6	6	6	7	
	0	0	0	0	0	0	2	0	0	
Total Mids:	30	Attitude Score:			4					
	2				6					



## CRISS CROSS PROFILE

Jane



Percentile:	6	34	97	99	82	26	95	56	85	●Jane
	6	20	87	87	86	2	89	18	59	○Jane by David
Sten Score:	1	4	10	10	9	3	10	6	9	
	1	3	9	9	9	1	9	2	6	
Raw Score:	2	4	39	40	36	6	33	8	34	
	2	2	36	38	37	1	30	2	29	
Mids:	0	0	1	0	0	0	1	0	0	
	2	2	2	2	1	1	2	0	3	
Total Mids:	2	Attitude Score:		8						
	15			9						



## ITEM RESPONSES

### Partner 1

*Note: Numbers 1-180 represent item responses for the individual's self-report, and numbers 181-360 represent item responses for the individual's appraisal of his or her partner.*

1: 1	2: 1	3: 1	4: 1	5: 1	6: 1	7: 3	8: 3	9: 3	10: 2
11: 2	12: 3	13: 1	14: 2	15: 3	16: 3	17: 1	18: 1	19: 1	20: 1
21: 1	22: 2	23: 1	24: 3	25: 3	26: 1	27: 1	28: 1	29: 1	30: 1
31: 2	32: 1	33: 1	34: 3	35: 3	36: 1	37: 1	38: 1	39: 3	40: 3
41: 1	42: 1	43: 1	44: 2	45: 1	46: 1	47: 3	48: 1	49: 3	50: 3
51: 3	52: 2	53: 1	54: 2	55: 1	56: 3	57: 1	58: 3	59: 2	60: 1
61: 1	62: 3	63: 3	64: 3	65: 3	66: 2	67: 1	68: 3	69: 3	70: 1
71: 1	72: 2	73: 1	74: 1	75: 3	76: 2	77: 2	78: 3	79: 1	80: 2
81: 3	82: 1	83: 3	84: 1	85: 3	86: 3	87: 1	88: 1	89: 1	90: 3
91: 1	92: 3	93: 1	94: 3	95: 2	96: 3	97: 3	98: 1	99: 2	100: 3
101: 1	102: 2	103: 2	104: 3	105: 2	106: 2	107: 3	108: 1	109: 2	110: 3
111: 1	112: 1	113: 1	114: 3	115: 1	116: 1	117: 2	118: 1	119: 1	120: 1
121: 3	122: 1	123: 3	124: 2	125: 3	126: 1	127: 3	128: 1	129: 1	130: 3
131: 3	132: 3	133: 2	134: 1	135: 3	136: 2	137: 3	138: 1	139: 3	140: 2
141: 1	142: 3	143: 3	144: 1	145: 1	146: 3	147: 2	148: 3	149: 2	150: 1
151: 1	152: 3	153: 1	154: 3	155: 3	156: 3	157: 3	158: 3	159: 3	160: 1
161: 3	162: 3	163: 1	164: 2	165: 3	166: 1	167: 3	168: 3	169: 3	170: 3
171: 3	172: 3	173: 2	174: 3	175: 3	176: 3	177: 3	178: 3	179: 1	180: 3
181: 1	182: 1	183: 1	184: 1	185: 1	186: 1	187: 3	188: 3	189: 3	190: 1
191: 3	192: 1	193: 1	194: 3	195: 3	196: 3	197: 1	198: 1	199: 1	200: 3
201: 1	202: 1	203: 1	204: 3	205: 3	206: 2	207: 3	208: 1	209: 1	210: 1
211: 3	212: 1	213: 1	214: 3	215: 3	216: 1	217: 1	218: 3	219: 3	220: 3
221: 1	222: 1	223: 1	224: 2	225: 1	226: 1	227: 3	228: 1	229: 3	230: 3
231: 3	232: 1	233: 1	234: 3	235: 1	236: 3	237: 1	238: 3	239: 3	240: 1
241: 1	242: 3	243: 2	244: 3	245: 3	246: 1	247: 1	248: 3	249: 2	250: 1
251: 1	252: 3	253: 1	254: 2	255: 3	256: 3	257: 1	258: 2	259: 2	260: 2
261: 3	262: 1	263: 3	264: 1	265: 3	266: 3	267: 1	268: 1	269: 1	270: 3
271: 1	272: 3	273: 1	274: 3	275: 1	276: 1	277: 3	278: 2	279: 3	280: 3
281: 1	282: 3	283: 1	284: 3	285: 2	286: 3	287: 3	288: 1	289: 1	290: 3
291: 3	292: 1	293: 1	294: 3	295: 1	296: 2	297: 3	298: 1	299: 3	300: 2
301: 3	302: 1	303: 3	304: 1	305: 3	306: 1	307: 3	308: 1	309: 3	310: 3
311: 3	312: 3	313: 1	314: 3	315: 2	316: 2	317: 3	318: 1	319: 3	320: 3
321: 1	322: 3	323: 3	324: 1	325: 1	326: 3	327: 3	328: 3	329: 1	330: 1
331: 1	332: 3	333: 1	334: 3	335: 3	336: 3	337: 3	338: 3	339: 1	340: 1
341: 3	342: 3	343: 1	344: 1	345: 3	346: 2	347: 3	348: 3	349: 3	350: 3
351: 3	352: 3	353: 1	354: 3	355: 3	356: 3	357: 3	358: 3	359: 1	360: 3



**Partner 2**

*Note: Numbers 1-180 represent item responses for the individual's self-report, and numbers 181-360 represent item responses for the individual's appraisal of his or her partner.*

1: 1	2: 1	3: 1	4: 1	5: 1	6: 3	7: 3	8: 3	9: 3	10: 1
11: 3	12: 1	13: 1	14: 3	15: 3	16: 3	17: 1	18: 1	19: 1	20: 1
21: 1	22: 1	23: 3	24: 3	25: 3	26: 2	27: 3	28: 1	29: 1	30: 1
31: 3	32: 1	33: 1	34: 3	35: 3	36: 1	37: 1	38: 3	39: 3	40: 3
41: 1	42: 1	43: 1	44: 1	45: 1	46: 1	47: 3	48: 1	49: 3	50: 3
51: 3	52: 3	53: 1	54: 3	55: 1	56: 3	57: 1	58: 3	59: 2	60: 1
61: 1	62: 3	63: 3	64: 3	65: 3	66: 1	67: 1	68: 3	69: 3	70: 1
71: 1	72: 3	73: 1	74: 1	75: 3	76: 3	77: 1	78: 3	79: 3	80: 1
81: 3	82: 1	83: 3	84: 1	85: 3	86: 3	87: 1	88: 1	89: 1	90: 3
91: 1	92: 3	93: 1	94: 3	95: 1	96: 1	97: 3	98: 1	99: 3	100: 3
101: 1	102: 1	103: 1	104: 1	105: 3	106: 1	107: 3	108: 3	109: 1	110: 3
111: 3	112: 1	113: 1	114: 3	115: 1	116: 1	117: 3	118: 1	119: 3	120: 3
121: 3	122: 1	123: 1	124: 1	125: 3	126: 1	127: 3	128: 1	129: 1	130: 3
131: 3	132: 3	133: 1	134: 3	135: 3	136: 1	137: 3	138: 1	139: 3	140: 3
141: 1	142: 3	143: 3	144: 1	145: 1	146: 3	147: 3	148: 3	149: 1	150: 1
151: 1	152: 3	153: 1	154: 3	155: 3	156: 3	157: 3	158: 3	159: 1	160: 1
161: 3	162: 3	163: 1	164: 1	165: 3	166: 3	167: 3	168: 3	169: 3	170: 3
171: 3	172: 3	173: 1	174: 3	175: 3	176: 3	177: 3	178: 3	179: 1	180: 3
181: 1	182: 1	183: 1	184: 1	185: 1	186: 3	187: 3	188: 3	189: 3	190: 2
191: 3	192: 3	193: 1	194: 3	195: 3	196: 3	197: 1	198: 1	199: 1	200: 1
201: 1	202: 3	203: 1	204: 3	205: 3	206: 1	207: 1	208: 1	209: 1	210: 3
211: 3	212: 1	213: 1	214: 3	215: 3	216: 1	217: 1	218: 1	219: 3	220: 3
221: 1	222: 1	223: 1	224: 1	225: 1	226: 1	227: 3	228: 1	229: 3	230: 3
231: 3	232: 3	233: 1	234: 3	235: 1	236: 3	237: 1	238: 3	239: 2	240: 1
241: 1	242: 3	243: 3	244: 3	245: 3	246: 1	247: 1	248: 3	249: 3	250: 1
251: 1	252: 1	253: 1	254: 1	255: 3	256: 1	257: 3	258: 3	259: 1	260: 3
261: 3	262: 1	263: 3	264: 1	265: 3	266: 3	267: 1	268: 1	269: 1	270: 3
271: 1	272: 3	273: 1	274: 3	275: 3	276: 3	277: 3	278: 1	279: 3	280: 3
281: 1	282: 3	283: 3	284: 3	285: 3	286: 3	287: 3	288: 1	289: 3	290: 3
291: 1	292: 1	293: 1	294: 3	295: 1	296: 1	297: 3	298: 1	299: 1	300: 1
301: 3	302: 1	303: 3	304: 1	305: 3	306: 1	307: 3	308: 1	309: 1	310: 3
311: 3	312: 3	313: 3	314: 1	315: 3	316: 1	317: 3	318: 1	319: 3	320: 3
321: 1	322: 3	323: 3	324: 1	325: 1	326: 3	327: 1	328: 3	329: 1	330: 1
331: 1	332: 3	333: 3	334: 3	335: 3	336: 3	337: 3	338: 3	339: 1	340: 1
341: 3	342: 3	343: 1	344: 1	345: 3	346: 1	347: 3	348: 3	349: 3	350: 3
351: 3	352: 3	353: 1	354: 3	355: 3	356: 3	357: 3	358: 3	359: 1	360: 3

**End of Report**